ADVANTAGE
SALES & SUPPLY CO., LLC

X100®



CHAIN & LIFTING HARDWARE

GOLD TIP®



PREMIUM QUALITY
CARGO CONTROL

ADVANT-EDGE®



SYNTHETIC SLINGS



AIRCRAFT CABLE
& WIRE ROPE



ENDLESS ROUND SLINGS



CHAIN



TURNBUCKLES & EYE BOLTS



SHACKLES



WIRE ROPE FITTINGS



HOOKS



BINDER CHAINS



STAINLESS STEEL



CERTIFIED LIFTING SLINGS

LIFSTAR™



LEVER HOISTS & CHAIN FALLS



SPECIALTY CHAIN

CHAIN WIRE ROPE SYNTHETIC FITTINGS

ADVANTAGE
SALES & SUPPLY CO., LLC











Table of Contents

Mission, Vision, and Values 4
Catalogs 5
Sales Conditions....6
Terminology 7
Products Rated by OSHA for Overhead Lifting....8
General Warnings & Cautions 9
Wire Rope Sling Warnings & Cautions 9
Aircraft Cable 10
Wire Rope.... 11-13
Wire Rope Slings....14-15
Sockets & Wedge Sockets (Beckets)....16-17
In-House Fabrication 18,108
Winch Lines 19
Wire Rope Fabrication Options....20
Wire Rope Specialty Items 21
Braided Wire Rope Slings.... 22-23
Wire Rope Clips....24
Wire Rope Thimbles 25
Swage Fittings 26
Swaging Tools, Cutters 27
Turnbuckles 28-29
Eye Bolts & Nuts.... 30-33
Swivel Hoist Rings....32
Cordage.... 34-35
Blocks....36-37, 92
Chain 38-39, 42, 46-49, 82, 90, 102
X100® Lifting Products ...24-25, 40-45, 50-55, 57, 60-65, 74, 82
Chain Slings 42-44, 46
Grade 100 Chain Fittings 45
Grade 80 Chain Fittings....46
Hooks 50-59, 74, 77, 92, 103-104
Weld-On Hooks & Components....57
Latch Kits.... 60-61
Shackles....62-65, 91, 104
Chain Fittings.... 66-67
ADVANT-EDGE® Edge Protected Webbing.... 68, 70-73
Synthetic Web Products....69
Web Slings 70-71
Web Bridle Slings 72
Wide Body Slings 73
Polyester Endless Round Slings....74
High Performance Endless Round Slings....75
Custom Synthetic.... 76-77
GOLDTIP® Premium Cargo Control 78-88
Stainless Steel.... 89-94
Malleable Iron & Steel Snaps 95
Hose Restraints 96
Flow Line Restraints 97
Cable Puller Come-Alongs....97
LIFSTAR™ Lever Hoists & Chain Falls 98-99
LIFSTAR™ Beam Trolleys & Beam Clamps 100
Harrington Hoists.... 101
Trailer Safety....102-103
Logging Supplies....104
Rig & Rig Move....105
Quality Testing Program....106-107
Fabrication....108
In The Shop 109
Wear & Abuse.... 110, 112, 114
Wire Rope 101 111
Chain Warnings & Cautions.... 113
Cross Sections of Wire Rope.... 115
Decimal & Metric Conversion Table 116
Index.... 117-120
Credit Application....121
Notes 122



ADVANTAGE
SALES & SUPPLY CO., LLC

OUR MISSION

We are a company with a vibrant culture, delivering industry leading lifting solutions, quality and safety.

OUR VISION

To be the most trusted, respected and preferred partner in the lifting industry.

OUR VALUES

Advantage Sales & Supply is a company that is built on integrity and ethical actions, focused on respectful, enthusiastic engagement, while building a best-in-class operation, committed to safety, quality and a positive employee experience.

ADVANTAGE SALES PRODUCT CATALOGS

Explore the **Advantage Sales & Supply** catalogs to discover a comprehensive range of lifting, rigging, towing, and industrial equipment. Our catalogs provide detailed product information, specifications, dimensions, and more. Scan the QR codes below to view digital copies.



ADVANTAGE SALES
DIGITAL CATALOG



X100 CHAIN & LIFTING
HARDWARE



GOLD TIP PREMIUM
CARGO CONTROL



ADVANT-EDGE EDGE
PROTECTED WEBBING



LIFSTAR LEVER HOISTS
& CHAIN FALLS



AUTO HAULER
PRODUCT GUIDE



TOWING & RECOVERY
PRODUCT GUIDE



TRAILER SAFETY GUIDE



STAINLESS STEEL



CORDAGE



V-CHAINS & TOW CHAINS



E-Z GUIDE TO ORDERING
FABRICATED SLINGS

DO NOT EXCEED WORKING LOAD LIMIT.
REFER TO PAGES 7-9 FOR WARNINGS AND CAUTIONS.

Terms and Conditions

Terms of Payment:
Standard terms are Net 30 days from date of invoice for approved credit accounts. C.O.D. or C.I.A. terms may be arranged without credit approval. All sales are final.

Freight Policy:
A freight allowed policy will be arranged with each customer based on weight or order value. For orders that meet the full freight allowed terms, shipping will be arranged at the discretion of Advantage Sales & Supply. This will be based on established freight rates and shipping time. For shipments that are freight paid by the customer, a preferred carrier may be specified by the customer.

Credit and Claims:
All claims for shortages, errors, defective merchandise, billing errors or price discrepancies must be received within 5 days after receipt of goods. Once the adjustment has been agreed upon, a credit memo will be issued from the Billing Department. All material ordered becomes the property of the purchaser upon delivery to the carrier. Claims for short shipments or damaged goods should be made to the carrier immediately.

Return of Merchandise:
No goods may be returned without written Return Merchandise Authorization. If the return is the result of a customer error, Advantage Sales & Supply will do its best to minimize any expense on the customer's account. Our standard restocking fee is 15% plus freight costs. Returns for credit are at the sole discretion of Advantage Sales & Supply.

Prices:
Invoices will be based on the list prices or quoted prices prevailing at the time of shipment. Due to occasional cost fluctuations, please check with a sales representative concerning price levels. Prices subject to change without notice.

Warranty:
Advantage Sales & Supply warrants all products to be free from manufacturing defects. If a product is found to be defective after inspection by an authorized representative of Advantage Sales & Supply, the original purchase price will be refunded. Advantage Sales & Supply makes no other warranty of any other kind, expressed or implied. Seller expressly disclaims all other warranties, expressed or implied, including any warranty of merchantability and any warranty of fitness for a particular purpose.

Lifting and Rigging Basics and Terminology

We can't say this enough: **lifting and rigging products are safety products.**
They need to be used properly and inspected regularly to be used safely.
NEVER EXCEED RATED CAPACITY.

Basic Terminology - Below you will find Key Terms in the Lifting and Rigging industries.

Working Load Limit:
Also known as the Safe Working Load, WLL, SWL or Working Load, it is the maximum load which should ever be applied to the product under any condition. The WLL is based on a load being uniformly applied in a straight-line pull.

Proof Load:
The load a product can withstand during the manufacturer's quality control testing for the purpose of detecting defects and deformation in the material. The Proof Load is applied at twice the value of the Working Load Limit.

Minimum Breaking Strength (MBS):
Do **NOT** use MBS for design or rating purposes. Always use the Working Load Limit instead. Minimum Breaking Strength is an average figure at which samples have been found to break under laboratory conditions, in straight-line pulls with constantly increasing loads. These conditions are rarely duplicated in actual use. *The MBS applies ONLY to new, unused product.*

Lift Angle:
A term applied to Slings, the lift angle affects the WLL. When a Lift Angle is higher, the rating of the sling also increases. When the Lift Angle decreases, the Working Load Limit also decreases.

Sling Tag:
End users have the right to know the capacity of the sling they are using. A sling tag will show the critical information that the end user will need to select the proper rigging for the job. This information on a chain sling will show Manufacturer Name, Manufacture Date, Certification Number (which normally can correspond to a paper/digital Certificate of Conformance), Material Diameter, Number of Legs, Working Load Limits (at different lift angles if multi legged), Reach Measurement and Sling Configuration.

Reach:
A term applied to Slings, it is the measurement from bearing point to bearing point. This measurement must be accurate. During a sling inspection, reach discrepancies can indicate overloading, stretch or equipment modification.

Design Factor:
An industry term denoting a particular products' theoretical reserve capacity. It is a Ratio which divides the MBS/WLL.

CHAIN
- Grade 30 Proof Coil: 4:1
- Grade 43 High Test: 3:1
- Grade 70 Transport: 4:1
- Grade 80 Alloy: 4:1
- Grade 100 Alloy: 4:1

CARGO CONTROL
- Load Binders: 3:1
- Cargo Straps: 3:1

WIRE ROPE/CABLE
- Bulk Wire Rope/Cable: to calculate a wire rope or cable WLL: divide the MBS by five
- Wire rope slings: 5:1

SYNTHETIC
- Nylon Web Slings: 5:1
- Polyester Web Slings: 5:1
- Endless Round Slings: 5:1
- High Performance Round Slings: 5:1
- Spliced Synthetic Cordage/ Rope Slings: 5:1

RIGGING HARDWARE
- Generally, rigging hardware matches the sling with which it pairs. For instance, Grade 100 Clevis Sling Hooks pair with Grade 100 Chain, and Eye Hoist Hooks pair with wire rope slings at 5:1.

NOTE: *if you are mixing your Hardware styles with your Sling styles (in other words, using a chain hook with a wire rope or synthetic sling) always use the lowest published rating when tagging and certifying a sling.*

Fatigue/Cycle Test:
A test administered to gauge the durability of products. In the chain and hardware industry, this applies only to Grade 80 and Grade 100 products. This test is administered at 1.5 times the working load and has a minimum cycle count of 20,000 to be considered a passing test.

Shock Load:
Loads which exceed the static load caused by rapidly changing movements such as jerking, impacting, or swinging of load. Working load limits do not apply in these conditions. **NEVER SHOCK LOAD WHILE LIFTING!**

Overhead Lifting:
It is considered an Overheard Lift when the load lifts off (breaks the plane of) the ground or lifts off the object upon which it is resting. OSHA makes no distinction between an injury to a toe or an injury to a head. OSHA's goal is to eliminate all injuries. Therefore, the term "Overhead Lifting" is a misnomer. It does not have to be lifted above one's head for the term "Overhead Lifting" to apply. When planning and performing a lift, a competent person must select the proper Advantage Sales lifting product. The selected products MUST BE RATED AND COMPLIANT WITH OSHA FOR OVERHEARD LIFTING.

NOTE: *Many products look the same and seem like they will work for a particular job. If there is ever any doubt as to a product's OSHA compliance, please consult with your sales representative.*

Products that are OSHA Compliant for Overhead Lifting:

Chain & Hardware:
The only grades of chain and chain hardware that **ARE** rated for OHL are Grade 80, Grade 100 & Grade 120. All other grades of chain **ARE NOT** compliant with OSHA specifications for OHL. **Never exceed working load limits.**

Grade 80, Grade 100, or Grade 120 Chain Slings:
Chain slings made from these components ARE rated for OHL. An OSHA Compliant Sling Tag which is clearly legible must be affixed to the sling. **Never exceed working load limits.**

Wire Rope & Aircraft Cable:
Wire Rope and Aircraft Cable **ARE** approved for overhead lifting. **NEVER USE** the Minimum Breaking Strength (MBS) for engineering or rating purposes. If applied in a straight-line pull, use 20% of the MBS as the working load limit for plain wire rope and aircraft cable. If an end fitting is attached (ferrules, sockets, etc.) the working load limit will be lower than 20% of the MBS. Please contact your sales representative for accurate ratings for custom made products. A proof load test may be required prior to delivery. **Never exceed working load limits.**

Wire Rope Slings:
Wire Rope Slings **ARE** rated for OHL. **Never exceed working load limits.** Refer to your **Advantage Sales E-Z Guide to Ordering Fabricated Rigging Products**.

Polyester & Nylon Web Slings, Endless Round Slings:
Web Slings and Endless Round Slings **ARE** rated for OHL. **Never exceed working load limits.** Refer to your **Advantage Sales E-Z Guide to Ordering Fabricated Rigging Products** and pages 111-114.

Rigging Hardware Rated for OHL:
1. Shackles which show a load rating and manufacturer
2. Eye Hoist Hooks
3. Self Locking Hooks
4. Forged Eye and Jaw End Turnbuckles
5. Master Links & Pear Links
6. Snatch Blocks
7. Forged Turnbuckles - Eye and Jaw end (with Bolt and Nut)

This list does not cover all OSHA compliant hardware. There are thousands of products that have been engineered and designed for overhead lifting. If you would like help discerning whether a product is OSHA compliant for OHL, please consult with your sales representative.

LIFT IT SAFELY - Never Shock Load, Never Side Load, Never Swing Load

General Warnings & Cautions

Matching Components:
All attachments used with chain and wire rope must be of suitable material, type and strength to provide adequate safety protection. Attachments should have Working Load Limits at least equal to the other components with which they are used.

Inspection Warning:
No product can operate indefinitely at its rated capacity. Cable, wire rope, chain, and their attachments must be inspected regularly by a trained or qualified individual for visible damage, distortion, elongation, corrosion, cracks, nicks, or abrasion, which may cause failure or reduce the strength or ability of the product to perform safely.

Marking Requirements:
The US Customs law requires that the end user of imported products be informed of the country of origin. All imported products sold by Advantage Sales & Supply are marked accordingly. Re-sellers are responsible to relay this country of origin information to the end user.

Warnings:
–No product can operate indefinitely at its rated capacity.
–Avoid shock loads and side loads.
–Keep out from under a raised load.
–Never exceed the Working Load Limit.
–Inspect your rigging products regularly.

Wire Rope Sling Warnings and Cautions

To ensure safety, follow these guidelines:

Inspect Before Use:
Always check wire rope for signs of wear, strand damage, or other signs of abuse.

Do Not Use:
Never use damaged, overworn, or otherwise abused wire rope.

Avoid Overloading:
Never exceed the wire rope's rated capacity.

Stay Informed:
Thoroughly read and comprehend the manufacturer's guidelines before use.

Follow Regulations:
Adhere to applicable codes, standards, and regulations for inspection and removal requirements.

Prioritize Safety:
Inspect, maintain, and use wire rope properly! Remove wire rope from service if signs of abuse are present.

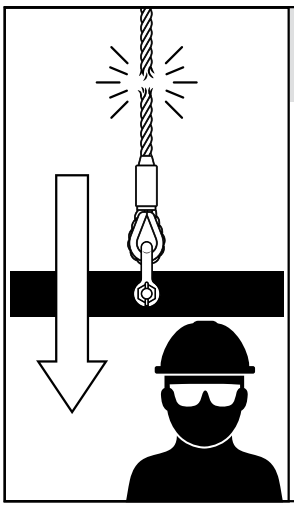

WARNING

Wire Rope Failure May Cause Serious Injury or Death!

Wire rope that is overloaded, overworn, damaged, or poorly maintained WILL FAIL.

GALVANIZED AIRCRAFT CABLE



7X7



7X19

SIZE	STOCK NUMBER	CONSTRUCTION	BREAKING STRENGTH (LBS.)	WEIGHT/1,000' (LBS.)
3/64"	GAC0477X7	7X7	270	3.6
1/16"	GAC0627X7	7X7	480	7
3/32"	GAC0937X7	7X7	920	16
1/8"	GAC1257X7	7X7	1,700	28
3/16"	GAC1877X7	7X7	3,700	62
1/8"	GAC1257X19	7X19	2,000	29
5/32"	GAC1567X19	7X19	2,800	45
3/16"	GAC1877X19	7X19	4,200	65
7/32"	GAC2187X19	7X19	5,600	86
1/4"	GAC2507X19	7X19	7,000	110
5/16"	GAC3127X19	7X19	9,800	173
3/8"	GAC3757X19	7X19	14,400	243

Standard reel lengths in stock: 250', 500', 1,000' and 5,000'.

STAINLESS STEEL AIRCRAFT CABLE

TYPE 304

SIZE	STOCK NUMBER	CONSTRUCTION	BREAKING STRENGTH (LBS.)	WEIGHT/1,000' (LBS.)
1/16"	SSAC0627X7	7X7	480	7.5
3/32"	SSAC0937X7	7X7	920	16
1/8"	SSAC1257X7	7X7	1,760	28
1/8"	SSAC1257X19	7X19	1,760	29
3/16"	SSAC1877X19	7X19	3,700	65
1/4"	SSAC2507X19	7X19	6,400	110
5/16"	SSAC3127X19	7X19	9,000	173
3/8"	SSAC3757X19	7X19	12,000	243

Standard reel lengths in stock: 250', 500', 1,000' and 5,000'.

Also available in Type 316.

VINYL COATED GALVANIZED AIRCRAFT CABLE

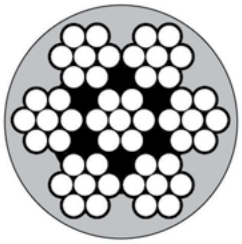

7X7

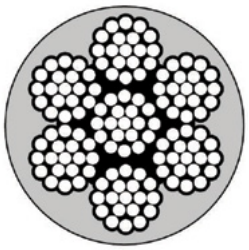

7X19

SIZE	STOCK NUMBER	CONSTRUCTION	BREAKING STRENGTH (LBS.)	WEIGHT/1,000' (LBS.)
3/64" - 1/16"	VCGAC047-062	7X7	270	7
1/16 "- 3/32"	VCGAC062-093	7X7	480	10
3/32" - 1/8"	VCGAC093-125	7X7	920	18.5
3/32" - 3/16"	VCGAC093-187	7X7	920	25.8
1/8" - 3/16"	VCGAC125-187	7X7	1,700	35.2
3/16" - 1/4"	VCGAC187-250	7X19	4,200	77.5
1/4" - 5/16"	VCGAC250-312	7X19	7,000	123
5/16" - 3/8"	VCGAC312-375	7X19	9,800	197
3/8" - 7/16"	VCGAC375-437	7X19	14,400	270

Standard reel lengths in stock: 250', 500', 1,000' and 5,000'.

★ Vinyl coated cable also available in larger sizes and in stainless steel.

**Made in accordance with Federal Specification RR-W-410D*

Breaking strength ratings are listed for comparison purposes only. Actual operating loads may vary, but should not exceed the recommended breaking strength.

Available upon request: COLOR COATED CABLE ASSEMBLIES, and NYLON COATED CABLE.

OTHER WIRE ROPE AVAILABLE UPON REQUEST

6X31, 4X26 SCAFFOLDING ROPES	ALL CRANE ROPES	LARGE DIAMETER	6X26, 3X7 SUPER SWAGED
35X7 NON-ROTATING CABLE	CABLE LAID 7X7X7	316 STAINLESS STEEL 6X19 & 6X37	6X15 FC LASHING ROPE

BRIGHT WIRE ROPE

EIPS 6X19 CLASS

SIZE	FIBER CORE			IWRC		
	STOCK NUMBER	BREAKING STRENGTH (LBS.)	WEIGHT/1,000' (LBS.)	STOCK NUMBER	BREAKING STRENGTH (LBS.)	WEIGHT/1,000' (LBS.)
1/4"	BFC2506X19	6,020	110	BIWRC2506X19	6,800	120
5/16"	BFC3126X19	9,380	160	BIWRC3126X19	10,540	180
3/8"	BFC3756X19	13,420	230	BIWRC3756X19	15,100	260
7/16"	BFC4376X19	18,200	320	BIWRC4376X19	20,400	350
1/2"	BFC5006X19	23,600	420	BIWRC5006X19	26,600	460
9/16"	BFC5626X19	29,800	530	BIWRC5626X19	33,600	590
5/8"	BFC6256X19	36,800	660	BIWRC6256X19	41,200	720
3/4"	BFC7506X19	52,400	950	BIWRC7506X19	58,800	1,040
7/8"	BFC8756X19	70,800	1,290	BIWRC8756X19	79,600	1,420
1"	BFC1006X19	92,000	1,680	BIWRC1006X19	103,400	1,850



6X19 FIBER CORE

BRIGHT WIRE ROPE

EIPS 6X37 CLASS

SIZE	FIBER CORE			IWRC		
	STOCK NUMBER	BREAKING STRENGTH (LBS.)	WEIGHT/1,000' (LBS.)	STOCK NUMBER	BREAKING STRENGTH (LBS.)	WEIGHT/1,000' (LBS.)
1/4"	BFC2506X37	6,020	110	BIWRC2506X37	6,800	120
5/16"	BFC3126X37	9,380	160	BIWRC3126X37	10,540	180
3/8"	BFC3756X37	13,420	230	BIWRC3756X37	15,100	260
7/16"	BFC4376X37	18,200	320	BIWRC4376X37	20,400	350
1/2"	BFC5006X37	23,600	420	BIWRC5006X37	26,600	460
9/16"	BFC5626X37	29,800	530	BIWRC5626X37	33,600	590
5/8"	BFC6256X37	36,800	660	BIWRC6256X37	41,200	720
3/4"	BFC7506X37	52,400	950	BIWRC7506X37	58,800	1,040

Available upon request: Galvanized Wire Rope 6X37 Class.



6X19 IWRC



6X37 IWRC

GALVANIZED WIRE ROPE

EIPS 6X19 CLASS

SIZE	FIBER CORE			IWRC		
	STOCK NUMBER	BREAKING STRENGTH (LBS.)	WEIGHT/1,000' (LBS.)	STOCK NUMBER	BREAKING STRENGTH (LBS.)	WEIGHT/1,000' (LBS.)
3/8"	GFC3756X19	10,980	230	GIWRC3756X19	13,600	260
7/16"	GFC4376X19	14,880	320	GIWRC4376X19	18,360	350
1/2"	GFC5006X19	19,260	420	GIWRC5006X19	24,000	460
9/16"	GFC5626X19	24,200	530	GIWRC5626X19	30,200	590
5/8"	GFC6256X19	30,000	660	GIWRC6256X19	37,000	720
3/4"	GFC7506X19	42,800	950	GIWRC7506X19	53,000	1,040

According to Federal Specifications RR-W-410D, preformed right regular lay.



19X7 ROTATION RESISTANT

ROTATION RESISTANT WIRE ROPE

EIPS 19X7 CLASS

SIZE	STOCK NUMBER	BREAKING STRENGTH (LBS.)	WEIGHT/1,000' (LBS.)
3/8"	BIWRC37519X7	12,300	250
7/16"	BIWRC43719X7	16,600	350
1/2"	BIWRC50019X7	21,600	450
9/16"	BIWRC56219X7	27,200	570
5/8"	BIWRC62519X7	33,600	710
3/4"	BIWRC75019X7	48,000	1,020

Available upon request: Spin Resistant Wire Rope 8X25 Class.



6X25 STAINLESS STEEL

STAINLESS STEEL WIRE ROPE

TYPE 304 - EIPS 6X25 / 6X36 CLASS

SIZE	STOCK NUMBER	BREAKING STRENGTH (LBS.)	WEIGHT/1,000' (LBS.)
7/16"	SSIWRC437	16,300	356
1/2"	SSIWRC500	22,800	460
9/16"	SSIWRC562	28,500	590
5/8"	SSIWRC625	35,000	720
3/4"	SSIWRC750	49,600	1,040
7/8"	SSIWRC8756X36	66,500	1,420
1"	SSIWRC1006X36	85,400	1,850

Breaking strength ratings are listed for comparison purposes only. Actual operating loads may vary, but should not exceed the recommended design factor of 20% of the product's breaking strength.

DOMESTIC WIRE ROPE

6X19 & 6X36 CLASS



6X19 CLASS

SIZE	STOCK NUMBER 6X19	STOCK NUMBER 6X36	BREAKING STRENGTH (LBS.)	WEIGHT/1,000' (LBS.)
1/4"	DBIWRC250	DBIWRC2506X36	6,800	120
5/16"	DBIWRC312	DBIWRC3126X36	10,540	180
3/8"	DBIWRC375	DBIWRC3756X36	15,100	260
7/16"	DBIWRC437	DBIWRC4376X36	20,400	350
1/2"	DBIWRC500	DBIWRC5006X36	26,600	460
9/16"	DBIWRC562	DBIWRC5626X36	33,600	580
5/8"	DBIWRC625	DBIWRC6256X36	41,200	720
3/4"	DBIWRC750	DBIWRC7506X36	58,800	1,040
7/8"	DBIWRC875	DBIWRC8756X36	79,800	1,410
1"	DBIWRC100	DBIWRC1006X36	103,400	1,850
1-1/8"	DBIWRC1125	DBIWRC11256X36	130,000	2,340
1-1/4"	DBIWRC1250	DBIWRC12506X36	159,800	2,890
1-3/8"	DBIWRC1375	DBIWRC13756X36	192,000	3,590
1-1/2"	DBIWRC1500	DBIWRC15006X36	228,000	4,160

Available up to 2-3/4."

COMPACTED WIRE ROPE

6-PAC



6-PAC

SIZE	STOCK NUMBER	BREAKING STRENGTH (LBS.)	WEIGHT/1,000' (LBS.)
3/8"	6PAC375D	16,600	285
7/16"	6PAC437D	22,400	388
1/2"	6PAC500D	29,200	503
9/16"	6PAC562D	37,000	642
5/8"	6PAC625D	45,400	795
3/4"	6PAC750D	64,800	1,143
7/8"	6PAC875D	87,600	1,547
1"	6PAC100D	113,800	2,075
1-1/8"	6PAC1125D	143,000	2,575
1-1/4"	6PAC1250D	175,800	3,169
1-3/8"	6PAC1375D	212,000	3,758
1-1/2"	6PAC1500D	250,000	4,564
1-5/8"	6PAC1625D	292,000	5,356
1-3/4"	6PAC1750D	338,000	6,212

SAND LINES & SWABBING LINES 6X7

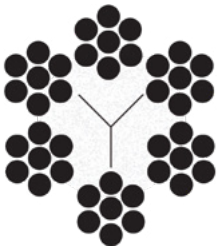

6X7

SIZE	STOCK NUMBER	BREAKING STRENGTH (LBS.)	WEIGHT/1,000' (LBS.)
3/8"	SL375D	11,720	210
7/16"	SL437D	15,860	290
1/2"	SL500D	20,600	380
9/16"	SL562D	26,000	480
9/16"	SL562GD	26,000	470
5/8"	SL625D	31,800	590

SWAGED TUBING LINES

SIZE	STOCK NUMBER	CONSTRUCTION	BREAKING STRENGTH (LBS.)	WEIGHT/1,000' (LBS.)
7/8"	TUB8756X26D	6X26 WS	94,000	1,800
7/8"	TUB8756X31D	6X31 WS	94,000	1,820
1"	TUB1006X26D	6X26 WS	124,000	2,350
1"	TUB1006X31D	6X31 WS	124,000	2,260



SWAGED TUBING LINE

ROTATION RESISTANT 8X19

SIZE	STOCK NUMBER	BREAKING STRENGTH (LBS.)	WEIGHT/1,000' (LBS.)
7/16"	BIWRC4378X19D	18,000	360
1/2"	BIWRC5008X19D	23,200	470
9/16"	BIWRC5628X19D	29,400	600
5/8"	BIWRC6258X19D	36,200	730
3/4"	BIWRC7508X19D	51,800	1,060
7/8"	BIWRC8758X19D	70,000	1,440
1"	BIWRC1008X19D	91,000	1,880
1-1/8"	BIWRC11258X19D	114,600	2,390
1-1/4"	BIWRC12508X19D	141,000	2,940
1-3/8"	BIWRC13758X19D	169,800	3,560
1-1/2"	BIWRC15008X19D	200,000	4,240



8X19

ROTATION RESISTANT 19X7

SIZE	STOCK NUMBER	BREAKING STRENGTH (LBS.)	WEIGHT/1,000' (LBS.)
7/16"	BIWRC43719X7D	16,660	350
1/2"	BIWRC50019X7D	21,600	450
9/16"	BIWRC56219X7D	27,200	580
5/8"	BIWRC62519X7D	33,600	710
3/4"	BIWRC75019X7D	48,000	1,020
7/8"	BIWRC87519X7D	65,000	1,390
1"	BIWRC10019X7D	84,400	1,820
1-1/8"	BIWRC112519X7D	106,200	2,300
1-1/4"	BIWRC125019X7D	130,200	2,840
1-3/8"	BIWRC137519X7D	156,800	3,430
1-1/2"	BIWRC150019X7D	185,600	4,083



19X7

ROTATION RESISTANT SUPER FLEX PAC 19

SIZE	STOCK NUMBER	BREAKING STRENGTH (LBS.)	WEIGHT/1,000' (LBS.)
1/2"	SFP19500D	29,200	540
9/16"	SFP19562D	37,000	690
5/8"	SFP19625D	45,400	830
3/4"	SFP19750D	64,800	1,190
7/8"	SFP19875D	87,600	1,620
1"	SFP19100D	113,800	2,120
1-1/8"	SFP191125D	143,000	2,680
1-1/4"	SFP191250D	175,800	3,310
1-3/8"	SFP191375D	212,000	4,010
1-1/2"	SFP191500D	250,000	4,770

Also available: Super Flex Pac 35.



SUPER FLEX PAC 19

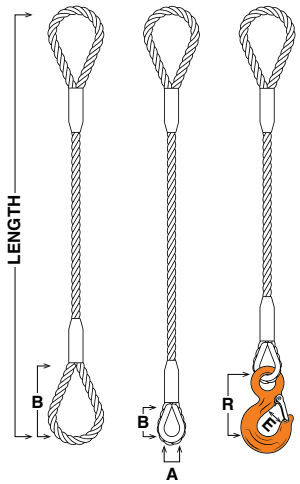

SINGLE SLING DIMENSIONS

SINGLE-LEG WIRE ROPE SLINGS

SINGLE

ROPE DIA.	WORKING LOAD LIMIT - TONS EIPS IWRC W/R			EYE DIMENSIONS		THIMBLE		STANDARD HOOK SELECTION		
	VERTICAL	CHOKER	BASKET	A	B	A	B	WLL TONS	E	R
1/4”	.65	.48	1.3	2”	4”	7/8”	1-5/8”	1	7/8”	3-5/16”
5/16”	1	.74	2	2-1/2”	5-1/2”	1-1/16”	2”	1	7/8”	3-5/16”
3/8”	1.4	1.1	2.9	3”	6”	1-1/8”	2-1/8”	1-1/2	7/8”	3-5/8”
7/16”	1.9	1.4	3.9	3-1/2”	7”	1-1/4”	2-1/4”	2	1-1/16”	4”
1/2”	2.5	1.9	5.1	4”	8”	1-1/2”	2-15/16”	3	1-1/4”	4-1/2”
9/16”	3.2	2.4	6.4	4-1/2”	9”	1-1/2”	2-15/16”	5	1-1/2”	5-3/4”
5/8”	3.9	2.9	7.8	5”	10”	1-3/4”	3-1/4”	5	1-1/2”	5-3/4”
3/4”	5.6	4.1	11	6”	12”	2”	3-3/4”	7	2”	7-1/8”
7/8”	7.6	5.6	15	7”	14”	2-1/4”	4-1/4”	11	2-1/8”	9”
1”	9.8	7.2	20	8”	16”	2-1/2”	4-1/2”	11	2-1/8”	9”
1-1/8”	12	9.1	24	9”	18”	2-7/8”	5-1/4”	15	2-1/4”	10-1/16”
1-1/4”	15	11	30	10”	20”	3-1/2”	6-1/4”	15	2-1/4”	10-1/16”
1-1/2”	21	16	42	12”	24”	3-1/2”	6-1/4”	22	3”	12-1/2”
1-3/4”	28	21	57	14”	28”	4-1/2”	9”	30	3-1/2”	13-7/8”
2”	37	28	73	16”	32”	6”	12”	37	4-1/2”	18-3/16”

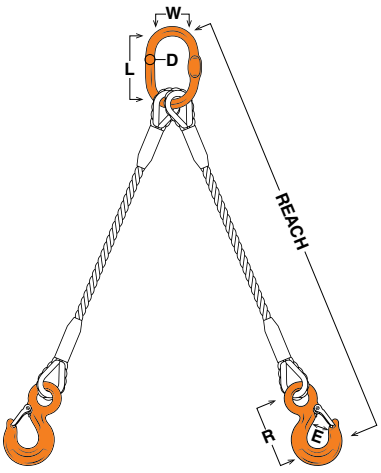

DOUBLE SLING DIMENSIONS

TWO-LEG BRIDLE WIRE ROPE SLINGS

DOUBLE

ROPE DIA.	WORKING LOAD LIMIT - TONS EIPS IWRC W/R EPS			ALLOY OBLONG LINKS			STANDARD HOOK SELECTION		
	60°	45°	30°	D	L	W	WLL TONS	E	R
1/4”	1.1	.91	.65	1/2”	4-3/8”	2-3/8”	1	7/8”	3-5/16”
5/16”	1.7	1.4	1	1/2”	4-3/8”	2-3/8”	1	7/8”	3-5/16”
3/8”	2.5	2	1.4	5/8”	5-1/2”	3-1/8”	1-1/2	7/8”	3-5/8”
7/16”	3.4	2.7	1.9	5/8”	5-1/2”	3-1/8”	2	1-1/16”	4”
1/2”	4.4	3.6	2.5	3/4”	6-5/16”	3-1/2”	3	1-1/4”	4-1/2”
9/16”	5.5	4.5	3.2	7/8”	6-5/16”	3-3/4”	5	1-1/2”	5-3/4”
5/8”	6.8	5.5	3.9	7/8”	6-5/16”	3-3/4”	5	1-1/2”	5-3/4”
3/4”	9.7	7.9	5.6	1”	7-1/8”	3-7/8”	7	2”	7-1/8”
7/8”	13	11	7.6	1-1/4”	7-7/8”	4-5/16”	11	2-1/8”	9”
1”	17	14	9.8	1-1/2”	10-3/4”	5-7/8”	11	2-1/8”	9”
1-1/8”	21	17	12	1-1/2”	10-3/4”	5-7/8”	15	2-1/4”	10-1/16”
1-1/4”	26	21	15	1-3/4”	13-3/8”	7”	15	2-1/4”	10-1/16”
1-1/2”	37	30	21	2”	13-3/4”	7-1/2”	22	3”	12-1/2”
1-3/4”	49	40	28	2-1/4”	16”	8”	30	3-1/2”	13-7/8”
2”	63	52	37	2-3/4”	16”	9”	37	4-1/2”	18-3/16”

All capacities in tons (2,000 lbs.) All eye and fitting dimensions in inches.

LIFT IT SAFELY - Never Shock Load, Never Side Load, Never Swing Load

Any and all sizes are available. Please contact your sales representative for details.

⚠ WARNING **Do not exceed working load limit.**

See more Wire Rope Sling Warnings & Cautions on Page 9. See Criteria for Removal from Service on page 110.

THREE-LEG BRIDLE WIRE ROPE SLINGS

TRIPLE

ROPE DIA.	WORKING LOAD LIMIT - TONS EIPS IWRC W/R			ALLOY OBLONG LINK			STANDARD HOOK SELECTION		
	60°	45°	30°	D	L	W	WLL TONS	E	R
1/4”	1.7	1.4	.97	1/2”	4-3/8”	2-3/8”	1	7/8”	3-5/16”
5/16”	2.6	2.1	1.5	5/8”	5-1/2”	3-1/8”	1	7/8”	3-5/16”
3/8”	3.7	3	2.2	3/4”	6-5/16”	3-1/2”	1-1/2	7/8”	3-5/8”
7/16”	5	4.1	2.9	7/8”	6-5/16”	3-3/4”	2	1-1/16”	4”
1/2”	6.6	5.4	3.8	1”	7-1/8”	3-7/8”	3	1-1/4”	4-1/2”
9/16”	8.3	6.8	4.8	1”	7-1/8”	3-7/8”	5	1-1/2”	5-3/4”
5/8”	10	8.3	5.9	1-1/4”	7-7/8”	4-5/16”	5	1-1/2”	5-3/4”
3/4”	15	12	8.4	1-1/2”	10-3/4”	5-7/8”	7	2”	7-1/8”
7/8”	20	16	11	1-1/2”	10-3/4”	5-7/8”	11	2-1/8”	9”
1”	26	21	15	1-3/4”	13-3/8”	7”	11	2-1/8”	9”
1-1/8”	31	26	18	2”	13-3/4”	7-1/2”	15	2-1/4”	10-1/16”
1-1/4”	38	31	22	2-1/4”	16”	8”	15	2-1/4”	10-1/16”
1-1/2”	55	45	32	2-1/4”	16”	8”	22	3”	12-1/2”

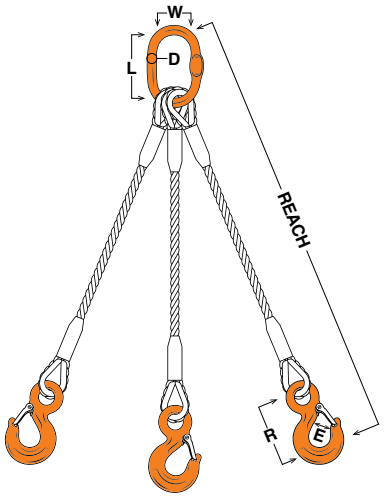

TRIPLE SLING DIMENSIONS

FOUR-LEG BRIDLE WIRE ROPE SLINGS

QUADRUPLE

ROPE DIA.	WORKING LOAD LIMIT - TONS EIPS IWRC W/R			ALLOY OBLONG LINK			STANDARD HOOK SELECTION		
	60°	45°	30°	D	L	W	WLL TONS	E	R
1/4”	2.2	1.8	1.3	5/8”	5-1/2”	3-1/8”	1	7/8”	3-5/16”
5/16”	3.5	2.8	2	3/4”	6-5/16”	3-1/2”	1	7/8”	3-5/16”
3/8”	5	4.1	2.9	7/8”	6-5/16”	3-3/4”	1-1/2	7/8”	3-5/8”
7/16”	6.7	5.5	3.9	1”	7-1/8”	3-7/8”	2	1-1/16”	4”
1/2”	8.8	7.1	5.1	1”	7-1/8”	3-7/8”	3	1-1/4”	4-1/2”
9/16”	11	9	6.4	1-1/4”	7-7/8”	4-5/16”	5	1-1/2”	5-3/4”
5/8”	14	11	7.8	1-1/2”	10-3/4”	5-7/8”	5	1-1/2”	5-3/4”
3/4”	19	16	11	1-3/4”	13-3/8”	7”	7	2”	7-1/8”
7/8”	26	21	15	2”	13-3/4”	7-1/2”	11	2-1/8”	9”
1”	34	28	20	2-1/4”	16”	8”	11	2-1/8”	9”
1-1/8”	42	34	24	2-1/2”	16”	8-3/8”	15	2-1/4”	10-1/16”
1-1/4”	51	42	30	2-3/4”	18”	10”	15	2-1/4”	10-1/16”
1-1/2”	73	60	42	3”	18”	10”	22	3”	12-1/2”

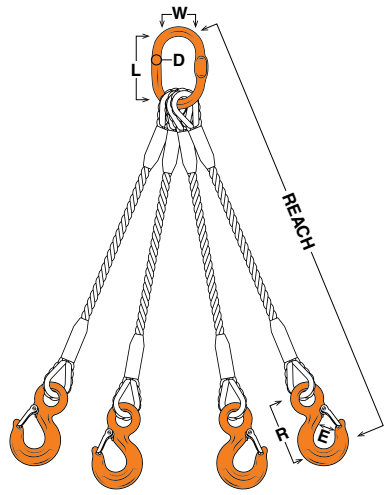

QUADRUPLE SLING DIMENSIONS

All capacities in tons (2,000 lbs.) All eye and fitting dimensions in inches.

X100 HOOK OPTIONS



GRADE 100 FIXED EYE HOIST HOOK
PAGE 54



GRADE 100 EYE SELF LOCKING
PAGE 53



GRADE 100 SWIVEL SELF LOCKING
WITH BRONZE BUSHING
PAGE 53



GRADE 100 SWIVEL SELF LOCKING
WITH BEARING
PAGE 53



GRADE 100 SWIVEL EYE HOIST HOOK
WITH BEARING
PAGE 54



SORTING HOOK
WITH OR WITHOUT HANDLE
PAGE 54



GRADE 100 EYE FOUNDRY HOOK
PAGE 54

Any and all sizes are available. Please contact your sales representative for details.

⚠ WARNING **Do not exceed working load limit.**

See more Wire Rope Sling Warnings & Cautions on Page 9. See Criteria for Removal from Service on page 110.

OPEN SWAGE SOCKETS

ROPE DIA.	STOCK NUMBER	DIMENSIONS (IN.)										AFTER SWAGE DIMENSION (IN.)		WEIGHT/ PIECE (LBS.)
		A	B	D	E	F	H	L	M	O	Y	MIN.	MAX.	
1/4”	40025002	0.495	0.272	0.688	1-1/2	4-3/4	2-1/8	4	5/16	11/16	1-3/8	0.428	0.460	0.57
5/16”	40031302	0.770	0.339	0.812	1-3/4	6-1/4	3-3/16	5-5/16	13/32	13/16	1-5/8	0.678	0.710	1.25
3/8”	40037502	0.770	0.406	0.812	1-3/4	6-1/4	3-3/16	5-5/16	13/32	13/16	1-5/8	0.678	0.710	1.20
7/16”	40043802	0.982	0.484	1.000	2	7-13/16	4-1/4	6-11/16	1/2	1	2	0.865	0.910	2.45
1/2”	40050002	0.982	0.547	1.000	2	7-13/16	4-1/4	6-11/16	1/2	1	2	0.865	0.910	2.40
9/16”	40056302	1.257	0.609	1.190	2-1/4	9-9/16	5-5/16	8-1/8	5/8	1-1/4	2-1/2	1.115	1.160	4.80
5/8”	40062502	1.257	0.672	1.190	2-1/4	9-9/16	5-5/16	8-1/8	5/8	1-1/4	2-1/2	1.115	1.160	4.50
3/4”	40075002	1.545	0.796	1.380	2-3/4	11-11/16	6-3/8	10	3/4	1-1/2	3	1.365	1.420	7.80
7/8”	40087502	1.700	0.938	1.630	3-1/4	13-5/8	7-7/16	11-5/8	15/16	1-3/4	3-3/8	1.490	1.550	11.80
1”	40100002	1.975	1.062	2.000	3-1/4	15-5/8	8-1/2	13-3/8	1-1/32	2	4	1.740	1.800	17.80
1-1/8”	40112502	2.245	1.188	2.250	4-1/4	17-1/2	9-9/16	15	1-3/16	2-1/4	4-1/2	1.990	2.050	28.90
1-1/4”	40125002	2.525	1.328	2.500	4-3/4	19-7/16	10-5/8	16-1/2	1-3/16	2-1/2	5	2.240	2.300	36.20
1-1/2”	40150002	3.075	1.578	2.750	5-3/4	23-1/4	12-3/4	19-3/4	1-7/16	3	5-3/4	2.740	2.560	64.40

Also available in 304 Stainless Steel: 1/4”through 1-1/4”Open and Closed.



OPEN SWAGE

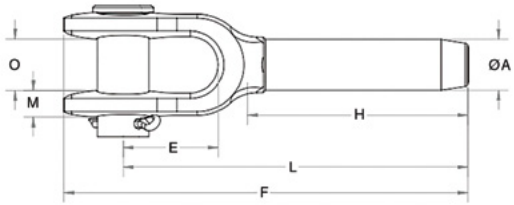

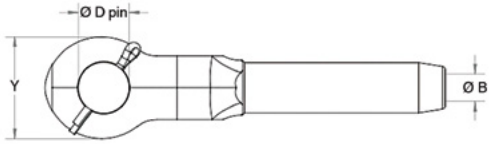

CLOSED SWAGE SOCKETS

ROPE DIA.	STOCK NUMBER	DIMENSIONS (IN.)								AFTER SWAGE DIMENSION (IN.)		WEIGHT/ PIECE (LBS.)
		A	B	C	D	E	H	K	L	MIN.	MAX.	
1/4”	41025002	0.495	0.272	1-7/16	0.750	1/2	2-1/8	4-3/8	3-1/2	0.428	0.460	0.35
5/16”	41031302	0.770	0.339	1-11/16	0.875	11/16	3-3/16	5-1/2	4-1/2	0.678	0.710	0.77
3/8”	41037502	0.770	0.406	1-11/16	0.875	11/16	3-3/16	5-1/2	4-1/2	0.678	0.710	0.73
7/16”	41043802	0.982	0.484	2	1.063	7/8	4-1/4	6-15/16	5-3/4	0.865	0.910	1.47
1/2”	41050002	0.982	0.547	2	1.063	7/8	4-1/4	6-15/16	5-3/4	0.865	0.910	1.38
9/16”	41056302	1.257	0.609	2-1/2	1.250	1-1/8	5-5/16	8-3/4	7-1/4	1.115	1.160	2.90
5/8”	41062502	1.257	0.672	2-1/2	1.250	1-1/8	5-5/16	8-3/4	7-1/4	1.115	1.160	2.80
3/4”	41075002	1.545	0.796	3	1.438	1-5/16	6-3/8	10-3/8	8-5/8	1.365	1.420	5.16
7/8”	41087502	1.700	0.938	3-1/2	1.688	1-1/2	7-7/16	12-1/8	10-1/8	1.490	1.550	7.40
1”	41100002	1.975	1.062	4	2.063	1-3/4	8-1/2	13-3/4	11-1/2	1.740	1.800	11.20
1-1/8”	41112502	2.245	1.188	4-1/2	2.313	2	9-9/16	15-1/4	12-3/4	1.990	2.050	16.00
1-1/4”	41125002	2.525	1.328	5	2.563	2-1/4	10-5/8	17-1/4	14-3/8	2.240	2.300	22.70
1-1/2”	41150002	3.075	1.578	5-1/2	2.813	2-1/2	12-3/4	20-3/8	17	2.740	2.810	37.50



CLOSED SWAGE

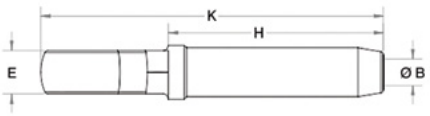

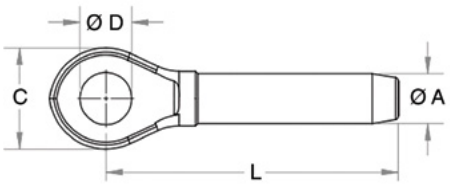

WEDGE SOCKETS (AKA BECKETS)

WEDGE SOCKETS (AKA BECKETS)

SOCKET, WEDGE, PIN, AND WIRE ROPE CLIP

SIZE (IN.)	SIZE (MM)	STOCK NUMBER	WEIGHT/PIECE (LBS.)	STOCK NUMBER WEDGE ONLY	WEDGE ONLY WEIGHT/PIECE (LBS.)
3/8	9-10	1035000	3.18	1035555	.50
1/2	11-13	1035009	6.15	1035564	1.05
5/8	14-16	1035018	9.70	1035573	1.79
3/4	18-19	1035027	14.50	1035582	2.60
7/8	20-22	1035036	21.50	1035591	4.00
1	24-26	1035045	30.75	1035600	5.37
1-1/8	28	1035054	45.30	1035609	7.30
1-1/4	30-32	1035063	64.90	1035618	10.60

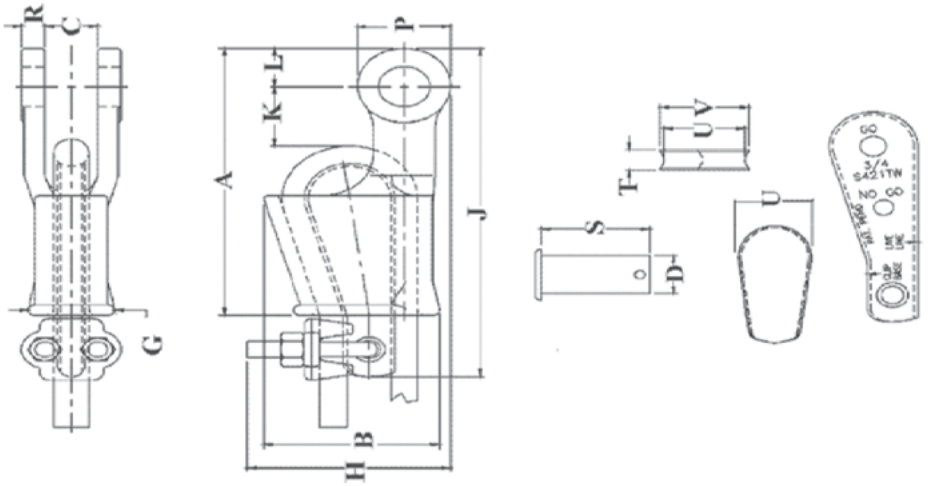



WEDGE SOCKET

WEDGE SOCKET DIMENSIONS

WIRE ROPE DIA. (IN.)	WIRE ROPE DIA. (MM)	STOCK NUMBER	DIMENSIONS (IN.) A	B	C	D	G	H	J*	K*	L	P	R	S	T	U	V
3/8	9-10	1035000	5.69	2.72	.81	.81	1.38	3.06	7.80	1.88	.88	1.56	.44	2.13	.44	1.25	1.38
1/2	11-13	1035009	6.88	3.47	1.00	1.00	1.62	3.76	8.91	1.26	1.06	1.94	.50	2.56	.53	1.75	1.88
5/8	14-16	1035018	8.25	4.30	1.25	1.19	2.12	4.47	10.75	1.99	1.22	2.25	.56	3.25	.69	2.00	2.19
3/4	18-19	1035027	9.88	5.12	1.50	1.38	2.44	5.28	12.36	2.41	1.40	2.63	.66	3.63	.78	2.34	2.56
7/8	20-22	1035036	11.25	5.85	1.75	1.63	2.69	6.16	14.37	2.48	1.67	3.13	.75	4.31	.88	2.69	2.94
1	24-26	1035045	12.81	6.32	2.00	2.00	2.94	6.96	16.29	3.04	2.00	3.75	.88	4.70	1.03	2.88	3.28
1-1/8	28	1035054	14.38	6.92	2.25	2.25	3.31	7.62	18.34	2.56	2.25	4.25	1.00	5.44	1.10	3.25	3.56
1-1/4	30-32	1035063	16.34	8.73	2.62	2.50	3.56	9.39	20.48	2.94	2.34	4.50	1.06	6.13	1.19	4.62	4.94

**Nominal*

For intermediate wire rope sizes, use next larger size socket.

This wedge is designed to be assembled only in the socket body with which it is sold.

DO NOT EXCEED WORKING LOAD LIMIT.
REFER TO PAGES 7-9 FOR WARNINGS AND CAUTIONS.

Did you know?

ADVANTAGE Does...

IN-HOUSE FABRICATION









DO NOT EXCEED WORKING LOAD LIMIT.
REFER TO PAGES 7-9 FOR WARNINGS AND CAUTIONS.

A



THIMBLED EYE

B



GAC WINCH

C X100



FIXED EYE HOIST HOOK

D X100



SWIVEL EYE HOIST HOOK
WITH BRONZE BUSHING OR BEARING

E X100



FIXED EYE SELF LOCKING HOOK

F X100



SWIVEL SELF LOCKING HOOK
WITH BRONZE BUSHING OR BEARING

G



BUTTON

H



CONTAINER/ROLL OFF

I



TAIL CHAIN

J



SWAGED LOGGING

WIRE ROPE SLING TERMINATION TYPES



FLEMISHED EYE | FLEMISHED THIMBLED EYE | HAND SPLICED EYE | ONE PIECE TURNBACK | TWO PIECE TURNBACK





GROMMETS

VERTICAL, CHOKER, OR BASKET HITCHES

GROMMET BODY DIAMETER	VERTICAL	CHOKER	VERTICAL BASKET	60˚	45˚	30˚
	RATED CAPACITY IN TONS (2,000 LBS.)					
	COMPONENT ROPE 6X36 BRIGHT IWRC EIPS RRL					
3/4”	6.2	4.1	12	11	8.8	6.2
7/8”	8.3	5.4	17	14	12	8.3
1”	11	6.8	21	18	15	11
1-1/8”	13	8.4	26	22	18	13
1-1/4”	16	10	31	27	22	16

Rated capacities shown apply only to 6X19 and 6X36 classification EIPS wire rope.

LIFT IT SAFELY - Never Shock Load, Never Side Load, Never Swing Load

Pipe hooks accelerate the loading or unloading of pipe sections, or assist in moving pipes into position for connecting or welding.

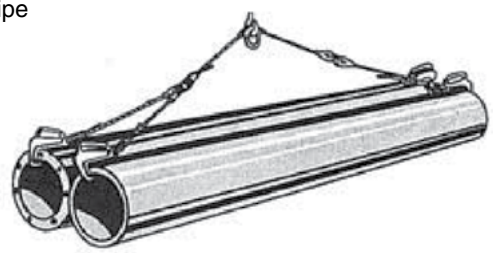



PIPE HOOK

PIPE HOOKS

NUMBER	A	B	C	ROPE SIZE	WORKING LOAD LIMIT (LBS.)	WEIGHT/ PIECE (LBS.)
2	1-1/4”	1”	3-1/4”	3/8” - 5/8”	8,500	8.5
3	1-1/4”	2”	3-1/4”	3/8” - 5/8”	7,500	10.5

No. 2 Equipped with soft brass inserts to prevent damaging thin wall gas or oil pipe.
No. 3 Same as No. 2 with a throat opening. Has brass insert.
Working loads shown in table are based on slings using two pipe hooks.

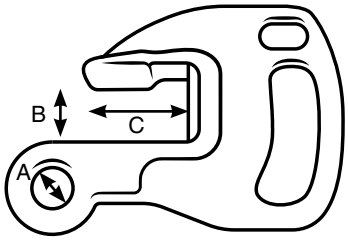

COMBINATION CLAMP & THIMBLES

ROPE SIZE	PART NUMBER	WORKING LOAD LIMIT (LBS.)	WEIGHT/PIECE (LBS.)
1/8”	CCT125	300	0.2
3/16”	CCT187	600	0.3
1/4”	CCT250	1,000	0.5
5/16”	CCT312	1,600	0.7
3/8”	CCT375	2,200	1.8
7/16”	CCT437	3,000	2.3
1/2”	CCT500	4,000	3.5
9/16”	CCT562	5,000	3.5
5/8”	CCT625	6,000	5
3/4”	CCT750	8,800	10.5
7/8”	CCT875	12,000	14
1”	CCT100	15,500	19



COMBO CLAMP/ THIMBLE

SLIP-THRU THIMBLES

SINGLE PART ROPE SIZE	STOCK NUMBER	A	B	C	D	E	F	G	WEIGHT/ PIECE (LBS.)
5/16” - 3/8”	ST-10	2-1/8”	4-1/8”	7/16”	13/16”	9/16”	3-1/4”	5-1/4”	1.3
1/2” - 9/16”	ST-16	2-3/8”	4-3/8”	5/8”	1”	5/8”	4”	6”	1.5
5/8” - 3/4”	ST-20	3-3/8”	6-5/8”	13/16”	1-5/16”	5/8”	5-3/8”	8-1/2”	3.4
7/8” - 1”	ST-24	3-3/4”	7-1/8”	1-1/8”	1-5/8”	7/8”	6-1/4”	9-3/8”	5.5
1-1/8” - 1-1/4”	ST-36	4-3/8”	8-3/8”	1-3/8”	1-7/8”	1”	7-1/8”	11”	8.6
1-3/8” - 1-1/2”	ST-44	5”	9-1/2”	1-5/8”	2-1/8”	1-1/4”	8-1/8”	12-1/2”	10

Larger sizes available upon request.



SLIP-THRU THIMBLE

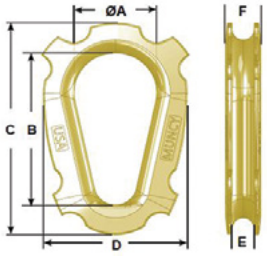



3 PART ROUND BRAID

DIAMETER OF INDIVIDUAL PARTS	ONE SLING 3 PARTS EIPS	
	VERTICAL RATED LOAD (TONS)	FINISHED DIAMETER
1/4”	1.7	1/2”
5/16”	2.6	5/8”
3/8”	3.6	3/4”
7/16”	4.9	7/8”
1/2”	6.4	1”
9/16”	8	1-1/8”
5/8”	9.9	1-1/4”
3/4”	14	1-1/2”
7/8”	19	1-3/4”
1”	24.8	2”
1-1/8”	31.2	2-1/4”
1-1/4”	38.4	2-1/2”
1-3/8”	46	2-3/4”
1-1/2”	55	3”
1-5/8”	63.4	3-1/4”
1-3/4”	73	3-1/2”
2”	95	4”
2-1/4”	118	2-1/2”
2-1/2”	145	5”

HITCH



LIFT ANGLE



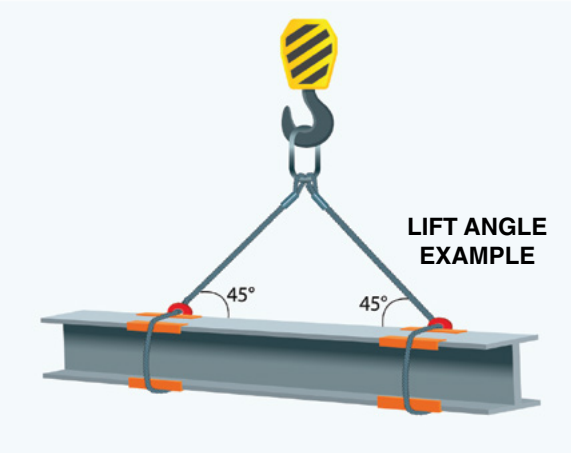

One Sling is a complete sling with 3 parts for flexibility.

6 PART ROUND BRAID

ROPE DIA.	SLING BODY DIAMETER			VERTICAL RATED CAPACITY (TONS)*						STANDARD EYE DIMENSION		THIMBLE	
				VERTICAL	CHOKER	BASKET**							
	MIN. SLING LENGTH STANDARD EYE	BODY WIDTH	BODY THICKNESS			BASKET	60°	45°	30°	WIDTH	LENGTH	SLIP THRU (IN.)	HEAVY DUTY (IN.)
3/32”	2’ 0”	7/16”	1/4”	.42	.37	.84	.73	.59	.42	2”	4”	W-2	1/4”
1/8”	2’ 0”	9/16”	3/8”	.84	.74	1.7	1.5	1.2	.84	3”	6”	W-2	5/16
3/16”	3’ 0”	13/16”	1/2”	1.6	1.4	3.2	2.8	2.3	1.6	4”	8”	W-3	1/2”
1/4”	3’ 6”	1-1/8”	11/16”	2.9	2.5	5.7	4.9	4	2.9	5”	10”	W-4	5/8”
5/16”	4’ 6”	1-3/8”	7/8”	4.4	3.9	8.9	7.7	6.3	4.4	6”	12”	W-4	3/4”
3/8”	5’ 0”	1-11/16”	1”	6.3	5.5	13	11	9	6.3	7”	14”	W-5	7/8”
7/16”	6’ 0”	2”	1-3/16”	8.6	7.5	17	15	12	8.6	8”	16”	W-5	1”
1/2”	6’ 6”	2-1/4”	1-5/16”	11	9.8	22	19	16	11	9”	18”	W-6	1-1/8”
9/16”	7’ 0”	2-1/2”	1-1/2”	14	12	28	24	20	14	10”	20”	W-6	1-3/8”
5/8”	8’ 0”	2-13/16”	1-11/16”	17	15	35	30	24	17	11”	22”	W-7	1-1/2”
3/4”	9’ 0”	3-3/8”	2”	25	22	49	43	35	25	12”	24”	W-8	1-5/8”
7/8”	10’ 0”	4”	2-5/16”	33	29	67	58	47	33	14”	28”	W-9	2”
1”	11’ 0”	4-1/2”	2-11/16”	43	38	87	75	61	43	16”	32”	W-10	-

Sling capacities for rope diameters 1/8”through 5/16”are based on 7X19 GAC.
**Rated capacities basket hitch based on D/d ratio of 25 times the component rope diameter. Rated capacities based on pin diameter no larger than the natural eye width or no less than the nominal sling diameter. Rated capacities based on design factor of 5.*
*** See Choker Hitch Rated Capacity Adjustment*
Do not use with sling angles less than 30° degrees.

9 PART ROUND BRAID

ROPE DIAMETER	 VERTICAL	 CHOKER	 VERTICAL BASKET
COMPONENT: 7X19 GALVANIZED AIRCRAFT CABLE			
3/32”	0.63	0.55	1.3
1/8”	1.3	1.1	2.5
3/16”	2.6	2.3	5.3
1/4”	4.4	3.9	8.8
5/16”	6.2	5.4	12.3
3/8”	9.1	7.9	18.1

COMPONENT: 6X19, 6X36 IWRC WIRE ROPE						
	EIPS	EEIPS	EIPS	EEIPS	EIPS	EEIPS
1/4”	4.3	4.7	3.7	4.1	8.6	9.4
5/16”	6.6	7.3	5.8	6.4	13	15
3/8”	10	10	8.3	9.2	19	21
7/16”	13	14	11	12	26	28
1/2”	17	18	15	16	34	37
9/16”	21	23	19	20	42	47
5/8”	26	29	23	25	52	57
3/4”	37	41	32	36	74	82
7/8”	50	55	44	48	100	110
1”	65	72	57	63	130	143
1-1/8”	82	90	72	79	164	180
1-1/4”	100	111	88	97	201	222
1-3/8”	121	134	106	117	242	267
1-1/2”	144	158	126	138	287	315
1-5/8”	166	184	146	161	333	368
1-3/4”	193	213	169	186	386	426
1-7/8”	219	242	192	212	438	484
2”	249	273	218	239	499	547
2-1/4”	311	343	272	300	622	685
2-1/2”	381	418	333	366	761	837
2-3/4”	455	500	398	438	910	1,000
3”	536	590	469	516	1,071	1,179
3-1/4”	620	684	542	599	1,240	1,368
3-1/2”	711	782	622	686	1,421	1,565
3-3/4”	808	898	707	786	1,615	1,797
4”	907	1,017	794	890	1,814	2,034
4-1/4”	1,012	1,142	885	999	2,024	2,283
4-1/2”	1,119	1,274	979	1,115	2,238	2,548

- *Approximate Capacity of 9-Part Braided Slings – tons of 2,000 lbs.; 5:1 design factor*
- *Flemish Eye Mechanical Splice 7X19 GAC; 6X19, 6X36 IWRC Wire Rope*
- *EIPS – Extra Improved Plow Steel | EEIPS – Extra Extra Improved Plow Steel*
- *Rated capacities of basket hitch based on D/d ratio of 25 times the component rope diameter*
- *Rated capacities based on pin or hook diameter no larger than natural eye width or less than the nominal sling diameter*
- *Horizontal sling angles less than 30° shall not be used*
- *For new slings or slings in new, unused condition*

X100





DROP-FORGED



MALLEABLE

DROP-FORGED & MALLEABLE WIRE ROPE CLIPS

SIZE	DROP-FORGED, HOT GALVANIZED					MALLEABLE, ZINC PLATED				
	STOCK NUMBER	MIN. CLIPS REQ'D	TORQUE IN LBS. FT.*	TURN BACK LENGTH	WEIGHT/ 100 PCS. (LBS.)	STOCK NUMBER	MIN. CLIPS REQ'D	TORQUE IN LBS. FT.*	TURN BACK LENGTH	WEIGHT/ 100 PCS. (LBS.)
1/16"	-	-	-	-	-	MWRC062	3	2	3"	3
1/8"	XDFWRC125	2	4.5	3-1/4"	6	MWRC125	3	3	4-3/4"	4
3/16"	XDFWRC187	2	7.5	3-1/4"	11	MWRC187	3	4.5	5-1/2"	7
1/4"	XDFWRC250	2	15	4-3/4"	20	MWRC250	3	15	7"	14
5/16"	XDFWRC312	2	30	5-1/4"	29	MWRC312	3	15	7-3/4"	15
3/8"	XDFWRC375	2	45	6-1/2"	44	MWRC375	3	30	9-1/2"	21
7/16"	XDFWRC437	3	65	7"	73	MWRC437	4	40	10-1/4"	37
1/2"	XDFWRC500	3	65	11-1/2"	76	MWRC500	4	45	15-1/4"	38
9/16"	XDFWRC562	3	95	12"	102	MWRC562	4	50	16"	59
5/8"	XDFWRC625	3	95	12"	104	MWRC625	4	75	16"	59
3/4"	XDFWRC750	4	130	18"	143	MWRC750	5	75	22-1/4"	84
7/8"	XDFWRC875	4	225	19"	198	MWRC875	5	130	23-1/2"	125
1"	XDFWRC100	5	225	26"	245	MWRC100	6	130	31"	166
1-1/8"	XDFWRC1125	6	225	34"	280	MWRC1125	7	200	39-1/2"	211
1-1/4"	XDFWRC1250	7	360	44"	400	-	-	-	-	-
1-3/8"	XDFWRC1375	7	360	44"	427	-	-	-	-	-
1-1/2"	XDFWRC1500	8	360	54"	529	-	-	-	-	-

Torque values shown are based on clean, unlubricated threads. Wire rope clips are not designed for load carrying purposes, therefore working load limits have not been established.

Malleable Wire Rope Clips made according to Federal Specification FF-C-450 D, Type 1, Class 2.

Forged Wire Rope Clips made according to Federal Specification FF-C-450 D, Type 1, Class 1. All parts on X100 Drop Forged Wire Rope Clips are Hot Dip Galvanized. The U-Bolt is Hot Dip Galvanized, then Powder Coated.

METHODS OF APPLICATION:

When using wire rope clips, (also known as wire rope clamps) always apply the saddle of clip to the "live side" or load bearing side of the cable assembly.



Never Saddle a Dead Horse

1. Turn back the specified amount of rope from the thimble. Apply the first clip one base width from the dead end of the wire rope.



2. Apply the next clip as near to the loop as possible. Turn on the nuts but do not tighten.

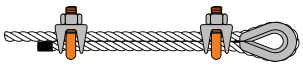

3. Space additional clips equally between the first two. Take up rope slack. Tighten all nuts evenly on all clips.





STAINLESS STEEL

TYPE 316 STAINLESS STEEL

SIZE	STOCK NUMBER	MIN. CLIPS REQ'D	TURN BACK LENGTH	WEIGHT/ 100 PCS. (LBS.)
1/16"	SWRC062	2	2-1/2"	2
1/8"	SWRC125	2	3-1/4"	5
3/16"	SWRC187	3	3-3/4"	11
1/4"	SWRC250	3	4-3/4"	19
5/16"	SWRC312	3	5-1/4"	30
3/8"	SWRC375	3	6-1/2"	46
1/2"	SWRC500	3	11-1/2"	68
5/8"	SWRC625	3	12"	92
3/4"	SWRC750	4	18"	104
7/8"	SWRC875	4	19"	168
1"	SWRC100	5	26"	186



DOUBLE GRIP

DOUBLE GRIP - HOT GALVANIZED

SIZE	STOCK NUMBER	MIN. CLIPS REQ'D	TURN BACK LENGTH	WEIGHT/ 100 PCS. (LBS.)
1/4"	FIST250	2	4"	18.5
5/16"	FIST312	2	5"	28
3/8"	FIST375	2	5-1/2"	40
7/16"	FIST437	2	6-1/2"	70
1/2"	FIST500	3	11"	75
9/16"	FIST562	3	12-3/4"	100
5/8"	FIST625	3	13-1/2"	100
3/4"	FIST750	3	16"	175

SEE THE X100® DIFFERENCE IN OUR EXTRA HEAVY DUTY THIMBLES

X100 Extra Heavy Duty thimbles stand out as superior wire rope fittings due to their ability to handle higher loads and offer enhanced protection against wear and deformation. Unlike standard thimbles, they provide extra strength to prevent damage to the rope or wire they secure.

KEY ADVANTAGES:

- Increased material thickness & depth – provides superior protection for wire rope
- Ideal for high-stress applications – designed to withstand extreme loads
- Exceptional durability – offers long-lasting performance in demanding conditions



X100 EXTRA HEAVY DUTY



WIRE ROPE THIMBLES

EXTRA HEAVY AND STANDARD DUTY

SIZE	X100 EXTRA HEAVY DUTY HOT DIP GALVANIZED		STANDARD DUTY ZINC PLATED	
	STOCK NUMBER	WEIGHT/100 PCS. (LBS.)	STOCK NUMBER	WEIGHT/100 PCS. (LBS.)
1/8”	-	-	TSD125	2
3/16”	XTHD187	3.2	TSD187	2.7
1/4”	XTHD250	5.9	TSD250	2.8
5/16”	XTHD312	10	TSD312	3.6
3/8”	XTHD375	21	TSD375	5.8
7/16”	XTHD437	29	-	-
1/2”	XTHD500-562	56	TSD500	13
5/8”	XTHD625	78	TSD625	36
3/4”	XTHD750	150	TSD750	50
7/8”	XTHD875	186	TSD875	85
1”	XTHD100	280	TSD100	104
1-1/8” - 1-1/4”	XTHD1125-1250	400	TSD1125-1250	175
1-1/4” - 1-3/8”	XTHD1250-1375	800	-	-
1-3/8” - 1-1/2”	XTHD1375-1500	1,200	-	-
1-3/4”	XTHD1750	1,860	-	-

Extra Heavy Duty - According to Federal Specification FF-T-276B, Type III.
Standard Duty - According to Federal Specification FF-T-276B, Type II.



STANDARD DUTY

STAINLESS STEEL WIRE ROPE THIMBLES

STANDARD AND HEAVY DUTY TYPE 316

SIZE	SS STANDARD DUTY		SS HEAVY DUTY	
	STOCK NUMBER	WEIGHT/100 PCS. (LBS.)	STOCK NUMBER	WEIGHT/100 PCS. (LBS.)
1/16”	STH062SD	1	-	-
3/32”	STH093SD	2	-	-
1/8”	STH125SD	2	-	-
3/16”	STH187SD	2	-	-
1/4”	STH250SD	3	STH250HD	6
5/16”	STH312SD	4	STH312HD	9
3/8”	STH375SD	6	STH375HD	16
1/2”	STH500SD	9	STH500HD	25
5/8”	STH625SD	18	STH625HD	66
3/4”	STH750SD	28	STH750HD	125
1”	STH100SD	46	STH100HD	225

Standard Duty - According to Federal Specification FF-T-276B, Type II.
Heavy Duty - According to Federal Specification FF-T-276B, Type III.



STAINLESS STEEL STANDARD DUTY



STAINLESS STEEL HEAVY DUTY



HOURGLASS ALUMINUM SLEEVES



HOURGLASS PLAIN COPPER SLEEVES

SLEEVES

ALUMINUM & COPPER

CABLE SIZE	CRIMPS/ SLEEVE	ALUMINUM (HOURGLASS SHAPE)		COPPER (HOURGLASS SHAPE)	
		STOCK NUMBER	WEIGHT/100 PCS. (LBS.)	STOCK NUMBER	WEIGHT/100 PCS. (LBS.)
1/16”	2	ASL062	.10	CSL062	.29
3/32”	2	ASL093	.32	CSL093	.60
1/8”	3	ASL125	.66	CSL125	1.62
5/32”	3	ASL156	.80	CSL156	2.28
3/16”	4	ASL187	1.52	CSL187	5.20
7/32”	4	ASL218	2.22	CSL218	4.55
1/4”	4	ASL250	2.52	CSL250	7.85
5/16”	5	ASL312	4.35	CSL312	11.86
3/8”	5	ASL375	5.82	CSL375	15.8
7/16”	5	ASL437	11.8	-	-
1/2”	5	ASL500	17.8	-	-

Packaging: 100 pieces or 1,000 pieces per carton.



HOURGLASS ZINC PLATED COPPER SLEEVES



OVAL STAINLESS STEEL SLEEVES

SLEEVES

ZINC PLATED COPPER & STAINLESS STEEL

CABLE SIZE	CRIMPS/ SLEEVE	ZINC PLATED COPPER (HOURGLASS SHAPE)		STAINLESS STEEL (OVAL SHAPE)	
		STOCK NUMBER	WEIGHT/100 PCS. (LBS.)	STOCK NUMBER	WEIGHT/100 PCS. (LBS.)
1/16”	2	CSL062ZP	.30	SSSL062	.18
3/32”	2	CSL093ZP	.50	SSSL093	.20
1/8”	3	CSL125ZP	1.60	SSSL125	.40
5/32”	3	CSL156ZP	2.20	-	-
3/16”	4	CSL187ZP	5.10	SSSL187	1.70
7/32”	4	CSL218ZP	4.40	-	-
1/4”	4	CSL250ZP	7.80	SSSL250	4.50
5/16”	5	CSL312ZP	11.50	SSSL312	9.00
3/8”	5	CSL375ZP	14.60	SSSL375	13.00

Packaging: 100 pieces or 1,000 pieces per carton.
Stainless steel needs hydraulics.



ALUMINUM STOPS



COPPER STOPS

STOPS

ALUMINUM & COPPER

CABLE SIZE	AFTER SWAGE DIMENSIONS	ALUMINUM		COPPER	
		STOCK NUMBER	WEIGHT/100 PCS. (LBS.)	STOCK NUMBER	WEIGHT/100 PCS. (LBS.)
1/16”	0.187”	AST062	.06	CST062	.49
3/32”	0.245”	AST093	.25	CST093	.78
1/8”	0.245”	AST125	.21	CST125	.90
5/32”	0.325”	AST156	.37	CST156	1.20
3/16”	0.325”	AST187	.35	CST187	1.06
7/32”	0.325”	AST218	.63	CST218	1.86
1/4”	0.580”	AST250	2.1	CST250	5.1
5/16”	0.580”	AST312	2.2	CST312	5.2
3/8”	0.580”	AST375	2.2	CST375	6.1

Packaging: 100 pieces or 1,000 pieces per carton.

CABLE & WIRE ROPE CUTTERS

MODEL	CABLE SIZE	CASE PACK	TYPE	LENGTH	WEIGHT/PIECE (LBS.)
CUTTER187	1/64" - 3/16"	1	One Hand	8"	0.62
CUTTER500	1/4" - 1/2"	1	Two Hand	18"	8
CUTTER625	3/8" - 5/8"	1	Two Hand	24"	12

Cable cutters are sharp tools. Use cable cutters with extreme caution. Only use the cable cutters to cut steel cable and wire rope.



CUTTER187



CUTTER500, CUTTER625

HAND SWAGING TOOLS

MODEL	CABLE SIZE	NUMBER OF CAVITIES	TYPE	LENGTH	WEIGHT/PIECE (LBS.)
HSC350	1/16", 3/32", 1/8"	3	Two Hand	14"	5.5
HSC600	1/16" through 3/16"	5	Two Hand	26"	6.5
HSC600B	1/16" through 3/16"	5	Bench Mounted	22.5"	6.6
SWAGE250-312	1/4", 5/32", 5/16"	3	Two Hand	30"	10
SWAGE375	3/8"	1	Two Hand	36"	13.5

Always follow swaging instructions provided with the tools. Use a gauge to check that the sleeves have been fully swaged. Properly swaged aluminum and copper sleeves will develop the rated breaking strength of the cable.



HSC600



SWAGE250-312



HSC600B



SWAGE375

SCAN THIS QR CODE TO LEARN MORE ABOUT HAND SWAGING TOOLS

CHAIN & BOLT CUTTERS

MODEL	CHAIN/BOLT DIAMETER	LENGTH	WEIGHT/PIECE (LBS.)
CUTTERCH375	3/8" G-70	30"	9
CUTTERCH500	1/2" G-43	36"	11
CUTTERCH625	1/2" G-70	42"	13



BOLT CUTTERS

CABLE & WIRE ROPE MEASURING METERS

MODEL	CABLE SIZE	STOCK NUMBER	MAX LENGTH (FT.)	WEIGHT/PIECE (LBS.)
#1410	1/16" - 1"	Call For Part Number	9,999	5

TURNBUCKLES

HOT GALVANIZED - DROP FORGED

SIZE	OVERALL CLOSED LENGTH	WORKING LOAD LIMIT (LBS.)		APPROXIMATE WEIGHT/PIECE (LBS.)		
		HOOK & HOOK EYE & HOOK	EYE & EYE EYE & JAW JAW & JAW	EYES &/OR HOOKS	EYE & JAW	JAW & JAW
1/4" X 4"	8.1"	400	500	.30	.30	.40
5/16" X 4-1/2"	9.5"	700	800	.53	.53	.58
3/8" X 6"	11.8"	1,000	1,200	.75	.82	.93
1/2" X 6"	13.5"	1,500	2,200	1.50	1.62	1.68
1/2" X 9"	16.5"	1,500	2,200	1.75	1.82	1.85
1/2" X 12"	19.5"	1,500	2,200	2.18	2.19	2.20
5/8 X 6"	15.5"	2,250	3,500	2.63	2.59	2.82
5/8" X 9"	18.3"	2,250	3,500	3.00	3.01	3.25
5/8" X 12"	21.3"	2,250	3,500	3.25	3.50	3.75
3/4" X 6"	17.1"	3,000	5,200	3.75	4.25	4.68
3/4" X 9"	20.1"	3,000	5,200	4.50	5.0	5.38
3/4" X 12"	23.1"	3,000	5,200	5.75	5.75	6.12
3/4" X 18"	29.1"	3,000	5,200	7.0	7.25	7.75
7/8" X 12"	24.6"	4,000	7,200	8.38	8.88	9.36
7/8" X 18"	30.6"	4,000	7,200	10.25	10.6	11.44
1" X 6"	21.0"	5,000	10,000	9.04	9.50	10.2
1" X 12"	26.9"	5,000	10,000	11.25	12.0	12.88
1" X 18"	32.9"	5,000	10,000	14.0	14.75	16.1
1" X 24"	39.1"	5,000	10,000	17.0	17.75	18.6
1-1/4" X 12"	30.1"	6,500	15,200	19.0	21.2	23.6
1-1/4" X 18"	36.1"	6,500	15,200	24.1	26.0	26.6
1-1/4" X 24"	42.1"	6,500	15,200	25.0	28.7	31.2
1-1/2" X 12"	32.3"	7,500	21,400	27.0	31.1	35.5
1-1/2" X 18"	38.3"	7,500	21,400	31.2	36.4	40.7
1-1/2" X 24"	44.3"	7,500	21,400	38.2	44.2	47.6
2" X 24"	51.7"	-	37,000	85.3	89	95.25

According to Federal Specification FF-T-791b.

OVERHEAD LIFTING

- **Eye-Eye** Turnbuckles (Drop Forged HDG) **ARE** rated for Overhead Lifting.
- **Jaw-Jaw** and **Eye-Jaw** Turnbuckles (Drop Forged HDG) are **ONLY** rated for Overhead Lifting if the Jaws **HAVE** a Bolt with Nut.
- **Jaw-Jaw** and **Eye-Jaw** Turnbuckles (Drop Forged HDG) with a Pin with Cotter Pin in the Jaw are **NOT** rated for Overhead Lifting.

Please call your sales representative for information on which sizes include a Bolt with Nut, or Pin with Cotter Pin.



- Turnbuckles are to be used in a straight line pull only
- Turnbuckle end fittings should be fully engaged with the body threads during use
- Hot-Dip Galvanized steel
- Turnbuckles should be rigged or secured to prevent unscrewing during use
- UNC threads on body and end fittings



EYE & EYE



EYE & HOOK



HOOK & HOOK



EYE & JAW



JAW & JAW

If you do not see the size/configuration you desire, please call your sales representative.

⚠ WARNING **Turnbuckles are used for straight or in-line pulls only.**

TURNBUCKLES - STUB END

SELF COLORED

SIZE	OVERALL CLOSED LENGTH	WORKING LOAD LIMIT (LBS.)	WEIGHT/PIECE (LBS.)
3/8" X 6"	16"	1,200	.75
1/2" X 6"	16"	2,200	1.25
5/8" X 6"	16"	3,500	2.11
3/4" X 6"	17"	5,200	3.25
7/8" X 6"	18"	7,200	4.78
1" X 6"	19"	10,000	6.36
1-1/4" X 6"	20"	15,200	10.4
1-1/2" X 6"	20.5"	21,400	15.4



STAINLESS STEEL TURNBUCKLES

TYPE 316

SIZE	STOCK NUMBER		WORKING LOAD LIMIT (LBS.)	WEIGHT/PIECE (LBS.)
	EYE & EYE	JAW & JAW		
1/4" x 4"	SSTB250EE	SSTB250JJ	500	0.20
5/16" x 4 1/2"	SSTB312EE	SSTB312JJ	800	0.37
3/8" x 6"	SSTB375EE	SSTB375JJ	1,200	0.75
1/2" x 6"	SSTB500EE	SSTB500JJ	2,200	1.50
5/8" x 6"	SSTB625EE	SSTB625JJ	3,500	2.63
3/4" x 6"	SSTB750EE	SSTB750JJ	5,200	3.75
1" x 6"	SSTB100X6EE	SSTB100X6JJ	10,000	8.5
1" x 12"	SSTB100EE	SSTB100JJ	10,000	11.5
1-1/4" x 12"	SSTB1250EE	SSTB1250JJ	15,200	21.5



EYE & EYE TURNBUCKLE
SS TYPE 316



JAW & JAW TURNBUCKLE
SS TYPE 316

STOCK NUMBER GUIDE

EYE & EYE	EYE & HOOK	HOOK & HOOK	EYE & JAW	JAW & JAW	STUB END
TBEE(size)	TBEH(size)	TBHH(size)	TBEJ(size)	TBJJ(size)	TBSS(size)

⚠ WARNING **Turnbuckles are used for straight or in-line pulls only.**

⚠ WARNING **Stainless Steel Turnbuckles are NOT RATED for OVERHEAD LIFTING.**

Did you know?

ADVANTAGE Does...

EYE BOLTS & EYE NUTS



FORGED SHOULDER NUT EYE BOLT - HDG
PAGE 31



FORGED REGULAR NUT EYE BOLT - HDG
PAGE 31



FORGED SHOULDER PATTERN LAG THREAD EYE BOLT - HDG
PAGE 31



FORGED STAINLESS STEEL TYPE 316 SHOULDER NUT EYE BOLT W/ WASHER
PAGE 33



FORGED SHOULDER PATTERN MACHINERY EYE BOLT - SELF COLORED
PAGE 32



FORGED PLAIN PATTERN MACHINERY EYE BOLT - SELF COLORED
PAGE 32



FORGED EYE NUT UNC THREAD - HDG
PAGE 33



STAINLESS STEEL LIFTING EYE BOLT
PAGE 33



STAINLESS STEEL EYE NUT
PAGE 33

DO NOT EXCEED WORKING LOAD LIMIT.
REFER TO PAGES 7-9 FOR WARNINGS AND CAUTIONS.

EYE BOLTS - HOT GALVANIZED, DROP FORGED - UNC THREAD

SIZE	STOCK NUMBER		WORKING LOAD LIMIT (LBS.)	WEIGHT/PIECE (LBS.)	
	REGULAR	SHOULDER		REGULAR	SHOULDER
1/4" X 2"	EB250X2P	EB250X2S	650	0.07	0.06
1/4" X 4"	EB250X4P	EB250X4S	650	0.12	0.09
5/16" X 2-1/4"	EB312X225P	EB312X225S	1,200	0.13	0.11
5/16" X 4-1/4"	EB312X425P	EB312X425S	1,200	0.20	0.15
3/8" X 2-1/2"	EB375X250P	EB375X250S	1,550	0.24	0.19
3/8" X 4-1/2"	EB375X450P	EB375X450S	1,550	0.31	0.25
3/8" X 6"	EB375X6P	EB375X6S	1,550	0.35	0.32
3/8" X 8"	EB375X8P	-	1,550	0.40	-
1/2" X 3-1/4"	EB500X325P	EB500X325S	2,600	0.55	0.51
1/2" X 6"	EB500X6P	EB500X6S	2,600	0.62	0.59
1/2" X 8"	EB500X8P	EB500X8S	2,600	0.71	0.78
1/2" X 10"	EB500X10P	EB500X10S	2,600	0.88	0.89
1/2" X 12"	EB500X12P	EB500X12S	2,600	1.05	-
1/2" X 18"	EB500X18P	EB500X18S	2,600	1.25	-
5/8" X 4"	EB625X4P	EB625X4S	5,200	1.01	0.83
5/8" X 6"	EB625X6P	EB625X6S	5,200	1.24	1.00
5/8" X 8"	EB625X8P	EB625X8S	5,200	1.31	1.24
5/8" X 10"	EB625X10P	EB625X10S	5,200	1.60	1.42
5/8" X 12"	EB625X12P	-	5,200	1.86	-
5/8" X 15"	EB625X15P	-	5,200	2.10	-
5/8" X 18"	EB625X18P	-	5,200	2.40	-
5/8" X 21"	EB625X21P	-	5,200	2.65	-
5/8" X 24"	EB625X24P	-	5,200	3.25	-
3/4" X 4-1/2"	EB750X450P	EB750X450S	7,200	1.61	1.5
3/4" X 6"	EB750X6P	EB750X6S	7,200	1.84	1.7
3/4" X 8"	EB750X8P	EB750X8S	7,200	2.08	2.08
3/4" X 10"	EB750X10P	EB750X10S	7,200	2.30	2.30
3/4" X 12"	EB750X12P	EB750X12S	7,200	2.52	2.52
3/4" X 15"	EB750X15P	-	7,200	2.70	-
7/8" X 5"	EB875X5P	-	10,600	2.50	-
7/8" X 6"	EB875X6P	-	10,600	2.84	-
7/8" X 8"	EB875X8P	-	10,600	3.20	-
7/8" X 12"	EB875X12P	-	10,600	3.87	-
1" X 6"	EB100X6P	-	13,300	3.85	-
1" X 9"	EB100X9P	-	13,300	4.52	-
1" X 12"	EB100X12P	-	13,300	5.26	-
1" X 18"	EB100X18P	-	13,300	6.67	-
1" X 12"	EB1250X12P	-	21,000	9.00	-



FORGED REGULAR NUT EYE BOLT



FORGED SHOULDER NUT EYE BOLT

Ultimate Load is 5 times the Working Load Limit. Working Load Limit applies to straight line pull only. Angle pulls can only be used with shoulder eye bolts and the Working Load Limit is reduced: 45˚ pull - 30% of WLL, 90˚ pull - 25% of WLL.

FORGED SHOULDER PATTERN LAG SCREW EYE BOLTS

HOT GALVANIZED

SIZE	STOCK NUMBER	WORKING LOAD LIMIT (LBS.)	WEIGHT/PIECE (LBS.)
1/4" X 2"	SCEB250X200	500	0.04
5/16" X 2-1/4"	SCEB312X225	800	0.06
3/8" X 2-1/2"	SCEB375X250	1,200	0.18
1/2" X 3-1/4"	SCEB500X325	2,200	0.37
5/8" X 4"	SCEB625X400	3,500	0.84
3/4" X 4-1/2"	SCEB750X450	5,200	1.27

Forged Shoulder Pattern Lag Screw Eye Bolts are NOT designed or suitable for overhead lifting.



SHOULDER PATTERN LAG SCREW EYE BOLT



SHOULDER PATTERN MACHINERY EYE BOLT

FORGED MACHINERY EYE BOLTS - UNC THREAD

SELF COLORED

SIZE	STOCK NUMBER		WORKING LOAD LIMIT (LBS.)	WEIGHT/PIECE (LBS.)
	SHOULDER PATTERN	PLAIN PATTERN		
1/4" X 1"	MEB250X100S	MEB250X100P	650	0.05
5/16" X 1-1/8"	MEB312X1125S	MEB312X1125P	1,200	0.08
3/8" X 3/4"	MEB375X750S	-	1,550	0.15
3/8" X 1-1/4"	MEB375X1250S	MEB375X1250P	1,550	0.15
1/2" X 1-1/2"	MEB500X1500S	MEB500X150P	2,600	0.35
5/8" X 1-3/4"	MEB625X1750S	MEB625X1750P	5,200	0.7
3/4" X 2"	MEB750X200S	-	7,200	1.00
7/8" X 2-1/4"	MEB875X2250S	-	10,600	1.53
1" X 2-1/2"	MEB100X2500S	-	13,300	2.30
1-1/4" X 3"	MEB1250X300S	-	21,000	3.80
1-1/2" X 3-1/2"	MEB1500X3500S	-	24,000	7.00

Metric available upon request.



PLAIN PATTERN MACHINERY EYE BOLT

EYE BOLT LIFT ANGLES

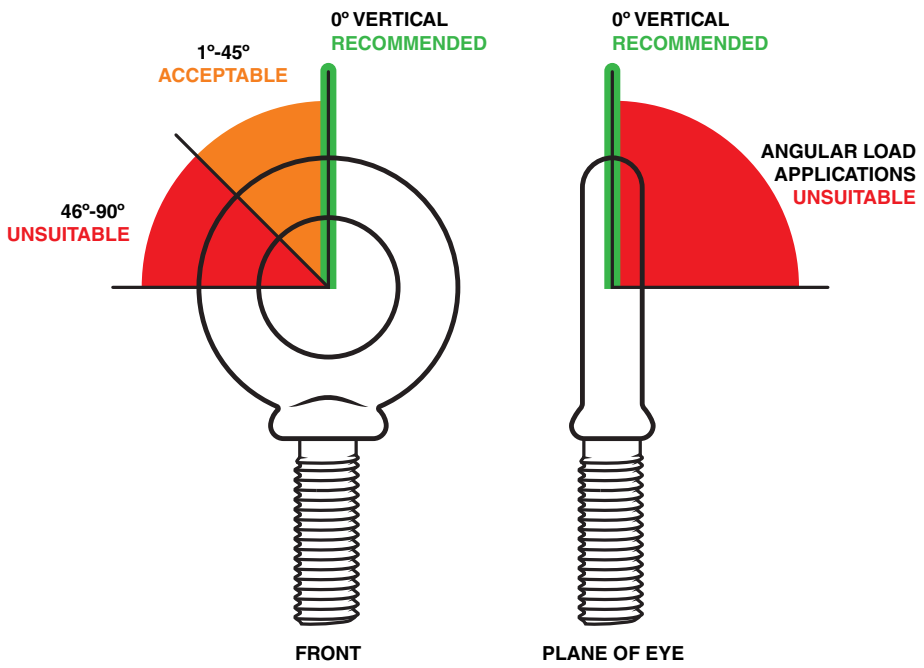



SWIVEL HOIST RING MACHINED

SWIVEL HOIST RINGS - IMPORTANT SAFETY INFORMATION

DIRECTION OF PULL (FROM IN-LINE)	ADJUSTED WORKING LOAD
45 degrees	30% of rated working load
90 degrees	25% of rated working load

Call with requirements for availability.



SWIVEL HOIST RING FORGED

⚠ WARNING **The full ratings of machinery eye bolts can only be achieved by pulling directly in-line with the threads. For angled lifts, swivel hoist rings are recommended.**

STAINLESS STEEL EYE BOLTS - UNC THREAD

TYPE 316 WITH NUT AND WASHER

SIZE	STOCK NUMBER - FORGED SHOULDERED	WORKING LOAD LIMIT (LBS.)	WEIGHT/PIECE (LBS.)
1/4" X 2-1/4"	SEB250X225SF	400	0.05
1/4" X 3-1/4"	SEB250X3250SF	400	0.06
1/4" X 4"	SEB250X400SF	400	0.08
5/16" X 2-1/2"	SEB312X2500SF	800	0.1
5/16" X 4"	SEB312X400SF	800	0.17
3/8" X 1-1/4"	SEB375X1250SF	1,350	0.2
3/8" X 4"	SEB375X400SF	1,350	0.3
3/8" X 6"	SEB375X600SF	1,350	0.4
1/2" X 1-1/2"	SEB500x150SF	2,100	0.235
1/2" X 4-1/2"	SEB500X450SF	2,100	0.5
1/2" X 6"	SEB500X600SF	2,100	0.7
5/8" X 4"	SEB625X400SF	3,800	1

Additional sizes available upon request.



STAINLESS STEEL SHOULDER NUT EYE BOLT W/ WASHER

STAINLESS STEEL EYE BOLTS - UNC THREAD

TYPE 316

SIZE	STOCK NUMBER	SHANK LENGTH	WORKING LOAD LIMIT (LBS.)	WEIGHT/PIECE (LBS.)
1/4"	SLEB250	9/16"	400	0.05
5/16"	SLEB312	9/16"	800	0.07
3/8"	SLEB375	11/16"	1,320	0.13
1/2"	SLEB500	7/8"	2,100	0.30
5/8"	SLEB625	1-1/16"	3,900	0.45
3/4"	SLEB750	1-1/8"	6,300	0.79
1"	SLEB100	1-3/8"	9,500	1.65



STAINLESS STEEL LIFTING EYE BOLT

STAINLESS STEEL EYE NUTS - UNC THREAD

TYPE 316

SIZE	STOCK NUMBER	WORKING LOAD LIMIT (LBS.)	WEIGHT/PIECE (LBS.)
1/4"	SSEN250	400	0.05
5/16"	SSEN312	800	0.07
3/8"	SSEN375	1,320	0.14
1/2"	SSEN500	2,100	0.30
5/8"	SSEN625	3,900	0.45
3/4"	SSEN750	6,300	0.80
1"	SSEN100	9,500	1.65



STAINLESS STEEL EYE NUT

EYE NUTS - HOT GALVANIZED, DROP FORGED - UNC THREAD

BAIL SIZE IS MARKED ON EYE NUT

TAP SIZE	BAIL DIAMETER	STOCK NUMBER	WORKING LOAD LIMIT (LBS.)	WEIGHT/PIECE (LBS.)
1/4"	1/4"	EN250HDG	520	0.09
5/16"	1/4"	EN312HDG	700	0.10
3/8"	5/16"	EN375HDG	1,250	0.15
1/2"	3/8"	EN500HDG	2,250	0.28
5/8"	1/2"	EN625HDG	3,600	0.55
3/4"	5/8"	EN750HDG	5,200	1.00
7/8"	3/4"	EN875HDG	7,200	1.50
1"	7/8"	EN100HDG	10,000	2.45

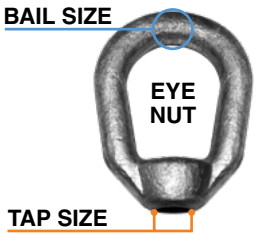

MANILA ROPE

3 STRAND, TWISTED MANILA ROPE



MANILA

ROPE SIZE DIAMETER	STOCK NUMBER	COIL LENGTH	COLOR	WORKING LOAD LIMIT (LBS.)	MINIMUM BREAKING STRENGTH (LBS.)
1/4”	MAN250X1250	1,250’	Natural	108	540
1/4”	MAN250X600	600’	Natural	108	540
5/16”	MAN312X600	600’	Natural	180	900
3/8”	MAN375X600	600’	Natural	243	1,215
1/2”	MAN500X600	600’	Natural	477	2,385
5/8”	MAN625X600	600’	Natural	792	3,960
3/4”	MAN750X600	600’	Natural	972	4,860
7/8”	MAN875X600	600’	Natural	1,386	6,930
1”	MAN100X600	600’	Natural	1,620	8,100

POLYPROPYLENE ROPE

3 STRAND, TWISTED YELLOW ROPE



POLYPROPYLENE

ROPE SIZE DIAMETER	STOCK NUMBER	REEL LENGTH	COLOR	WORKING LOAD LIMIT (LBS.)	MINIMUM BREAKING STRENGTH (LBS.)
3/16”	POLY187X1200	1,200’	Yellow	144	720
1/4”	POLY250X1200	1,200’	Yellow	226	1,130
1/4”	POLY250X600	600’	Yellow	226	1,130
5/16”	POLY312X600	600’	Yellow	342	1,710
3/8”	POLY375X600	600’	Yellow	486	2,430
1/2”	POLY500X600	600’	Yellow	756	3,780
5/8”	POLY625X600	600’	Yellow	1,116	5,580
3/4”	POLY750X600	600’	Yellow	1,530	7,650
7/8”	POLY875X600	600’	Yellow	2,080	10,400
1”	POLY100X600	600’	Yellow	2,565	12,825

NYLON ROPE

3 STRAND, TWISTED WHITE ROPE



NYLON

ROPE SIZE DIAMETER	STOCK NUMBER	REEL LENGTH	COLOR	WORKING LOAD LIMIT (LBS.)	MINIMUM BREAKING STRENGTH (LBS.)
3/16”	NYLON187X600	600’	White	200	1,000
1/4”	NYLON250X600	600’	White	330	1,650
5/16”	NYLON312X600	600’	White	510	2,550
3/8”	NYLON375X600	600’	White	740	3,700
1/2”	NYLON500X600	600’	White	1,280	6,400
5/8”	NYLON625X600	600’	White	2,080	10,400
3/4”	NYLON750X600	600’	White	2,840	14,200
7/8”	NYLON875X600	600’	White	4,000	20,000
1”	NYLON100X600	600’	White	5,000	25,000

POLYDAC ROPE

3 STRAND, TWISTED ROPE



POLYDAC

ROPE SIZE DIAMETER	STOCK NUMBER	REEL LENGTH	COLOR	WORKING LOAD LIMIT (LBS.)	MINIMUM BREAKING STRENGTH (LBS.)
1/4”	POLYDAC250X600	600’	White with color strand	300	1,500
5/16”	POLYDAC312X600	600’	White with color strand	420	2,100
3/8”	POLYDAC375X600	600’	White with color strand	540	2,700
1/2”	POLYDAC500X600	600’	White with color strand	880	4,400
5/8”	POLYDAC625X600	600’	White with color strand	1,220	6,100
3/4”	POLYDAC750X600	600’	White with color strand	1,680	8,400
7/8”	POLYDAC875X600	600’	White with color strand	2,220	11,100
1”	POLYDAC100X600	600’	White with color strand	2,635	13,175

HMPE HIGH STRENGTH ROPE

TEXTEEL-ONE 12-STRAND HMPE ROPE



ROPE SIZE DIAMETER	STOCK NUMBER	DESCRIPTION	COLOR	WORKING LOAD LIMIT (LBS.)	WEIGHT/100' (LBS.)
1/4"	UH1214	1/4" HMPE 12-Strand Rope	Gray	1,600	1.41
3/8"	UH1238	3/8" HMPE 12-Strand Rope	Gray	4,300	3.83
1/2"	UH1212	1/2" HMPE 12-Strand Rope	Gray	6,420	5.78
5/8"	UH1258	5/8" HMPE 12-Strand Rope	Gray	11,240	10.08
3/4"	UH1234	3/4" HMPE 12-Strand Rope	Gray	13,030	12.36
7/8"	UH1278	7/8" HMPE 12-Strand Rope	Gray	18,430	17.94
1"	UH121	1" HMPE 12-Strand Rope	Gray	22,030	21.30
1-1/8"	UH12118	1-1/8" HMPE 12-Strand Rope	Gray	29,220	28.90
1-1/4"	UH12114	1-1/4" HMPE 12-Strand Rope	Gray	31,920	32.73
1-1/2"	UH12112	1-1/2" HMPE 12-Strand Rope	Gray	42,700	46.17
1-3/4"	UH12134	1-3/4" HMPE 12-Strand Rope	Gray	61,140	69.29
2"	UH122	2" HMPE 12-Strand Rope	Gray	96,220	94.50

A buoyant high performance rope boasting the equivalent strength of a steel rope.

- **Maximum Performance:** 12-strand construction with the strength and elongation characteristics of a steel rope at just one seventh the weight
- **Reliability:** Urethane coating for superior abrasion resistance, long service life and high flexibility. UV resistant.
- **Specific Gravity:** 0.975 floating
- **Melting Point:** 145˚C



12-STRAND HMPE SLING CAPACITIES

ROPE SIZE DIAMETER	WORKING LOAD LIMIT (LBS.)		
	VERTICAL	CHOKER	BASKET
1/4"	1,450	1,160	2,900
3/8"	3,880	3,104	7,760
1/2"	5,780	4,624	11,560
5/8"	9,200	7,360	18,400
3/4"	11,700	9,360	23,400
7/8"	16,590	13,272	33,180
1"	19,800	15,840	39,600
1-1/8"	26,300	21,040	52,600
1-1/4"	28,720	22,976	57,440
1-1/2"	42,480	33,984	84,960
1-3/4"	55,020	44,016	110,040
2"	75,260	60,208	150,520



TAGLINE - Call with diameter and length requirements.



TAGLINE

Did you know?

ADVANTAGE Does...

BLOCKS



SNATCH BLOCK WITH HOOK
PAGE 37



SNATCH BLOCK WITH SHACKLE
PAGE 37



SNATCH BLOCK WITH SHACKLE & CHAIN GRAB
PAGE 37



TAIL BOARD BLOCK
PAGE 37



TRY NET BLOCK
PAGE 37



GIN BLOCK
PAGE 37



GALVANIZED YARDING BLOCK
PAGE 37



LIGHT DUTY RIGGING BLOCK
PAGE 37



HAY FORK PULLEY
PAGE 37



STAINLESS STEEL #313 SQUARE SWIVEL BLOCK
PAGE 92



STAINLESS STEEL #314 ROUND SWIVEL BLOCK
PAGE 92



STAINLESS STEEL #315 ROUND SWIVEL BLOCK
PAGE 92

DO NOT EXCEED WORKING LOAD LIMIT.
REFER TO PAGES 7-9 FOR WARNINGS AND CAUTIONS.

SNATCH BLOCKS WITH HOOK OR SHACKLE

PAINTED, BRONZE BUSHING

SHEAVE SIZE	STOCK NUMBER		WIRE ROPE SIZE	WORKING LOAD LIMIT (TONS)	WEIGHT/ PIECE (LBS.)
	HOOK	SHACKLE			
3”	SB2TH	SB2TS	3/8”	2	5
4-1/2”	SB4TH	SB4TS	1/2”	4	12
6”	SB8T6H	SB8T6S	3/4”	8	28
8”	SB8T8H	SB8T8S	3/4”	8	34
10”	-	SB8T10S	3/4”	8	46
8”	SB12T8H	SB12T8S	3/4” - 7/8”	12	53
10”	SB12T10H	SB12T10S	3/4” - 7/8”	12	61
8”	SB15T8H	SB15T8S	3/4” - 7/8”	15	59



SNATCH BLOCK WITH HOOK OR SHACKLE

SNATCH BLOCKS WITH SHACKLE & CHAIN GRAB

SHEAVE SIZE	STOCK NUMBER	WIRE ROPE SIZE	WORKING LOAD LIMIT (TONS)	WEIGHT/PIECE (LBS.)
3”	SB2TSX30G7CG	3/8”	2	8.7



SNATCH BLOCK WITH SHACKLE & CHAIN GRAB

TAIL BOARD BLOCKS

PAINTED, BRONZE BUSHING

SHEAVE SIZE	STOCK NUMBER	WIRE ROPE SIZE	WORKING LOAD LIMIT (TONS)	WEIGHT/PIECE (LBS.)
3”	BLOCK2TTAIL	3/8”	2	3
4-1/2”	BLOCK4TTAIL	1/2”	4	7



TAIL BOARD BLOCK

TRY NET BLOCK

SHEAVE SIZE	STOCK NUMBER	WIRE ROPE SIZE	WORKING LOAD LIMIT (TONS)	WEIGHT/PIECE (LBS.)
6”	BLOCK5TTN	1”	5	23



TRY NET BLOCK

GIN BLOCKS

PAINTED, BRONZE BUSHING

STOCK NUMBER	SHEAVE DIMENSIONS		ROPE SIZE	WORKING LOAD LIMIT (TONS)	WEIGHT/ PIECE (LBS.)
	OUTSIDE DIAMETER	RIM THICKNESS			
BLOCKGIN	12”	1-3/8”	7/8” - 1”	.5	15

For light hoisting by roofers and contractors. Manila Rope is recommended for this block.



GIN BLOCK

YARDING BLOCKS - GALVANIZED

WITH SHACKLE & PIN (GREASE FITTING)

SHEAVE SIZE	STOCK NUMBER	WIRE ROPE SIZE	WORKING LOAD LIMIT (TONS)	WEIGHT/PIECE (LBS.)
3”	BLOCK1.5TYARD	1/4”	1.5	3.6
4”	BLOCK3TYARD	3/8”	3.0	5.8
5”	BLOCK4.5TYARD	1/2”	4.5	9.0
6”	BLOCK6TYARD	5/8”	6.0	15.0



YARDING BLOCK GALVANIZED

LIGHT DUTY RIGGING BLOCKS

STAMPED STEEL SIDE PLATES

SHEAVE SIZE	STOCK NUMBER	WIRE ROPE SIZE	WORKING LOAD LIMIT (TONS)	WEIGHT/PIECE (LBS.)
3”	BLOCK1TRIG3	3/8”	1.0	2.60
4”	BLOCK1TRIG4	3/8”	1.0	5.00



LIGHT DUTY RIGGING BLOCK

HAY FORK PULLEYS

GALVANIZED

SHEAVE SIZE	STOCK NUMBER	ROPE SIZE	WORKING LOAD LIMIT (TONS)	WEIGHT/PIECE (LBS.)
4”	BLOCK1THFROPE	1-1/4” **MR**	1.0	6.38
4”	BLOCK1THFWR	1/2” **WR**	1.0	6.29
6”	BLOCK2THRROPE	1-1/2” **MR**	2.0	14.63
6”	BLOCK2THFWR	5/8” **WR**	2.0	13.42

***MR** - Manila Rope **WR** - Wire Rope*



HAY FORK PULLEY

Did you know?

ADVANTAGE



GRADE 100 LIFTING CHAIN
PAGE 42



GRADE 80 LIFTING CHAIN
PAGE 46



GRADE 70 TRANSPORT CHAIN
PAGE 47



BLACK POWDER COATED CHAIN
PAGE 49



YELLOW POWDER COATED CHAIN
PAGE 49



SQUARE LINK SECURITY CHAIN
PAGE 47



TWIST LINK MACHINE CHAIN
PAGE 48



PASSING LINK CHAIN
PAGE 48



SASH CHAIN
PAGE 49



STAINLESS STEEL DOUBLE LOOP CHAIN
PAGE 90



STAINLESS STEEL SASH CHAIN
PAGE 90



STAINLESS STEEL SINGLE JACK CHAIN
PAGE 90

Does... CHAIN



GRADE 43 HIGH TEST CHAIN
PAGE 47



GRADE 30 PROOF COIL CHAIN
PAGE 47



STAINLESS STEEL CHAIN
PAGE 90



DOUBLE LOOP CHAIN
PAGE 48



SINGLE JACK CHAIN
PAGE 48



STRAIGHT LINK COIL CHAIN
PAGE 48



TRAILER SAFETY CHAIN ASSEMBLIES
PAGE 102



WELDED BRASS CHAIN
PAGE 49

CUSTOM LENGTHS AVAILABLE

IN-HOUSE CHAIN FABRICATION







X100®

by ADVANTAGE

CERTIFIED LIFTING PRODUCTS

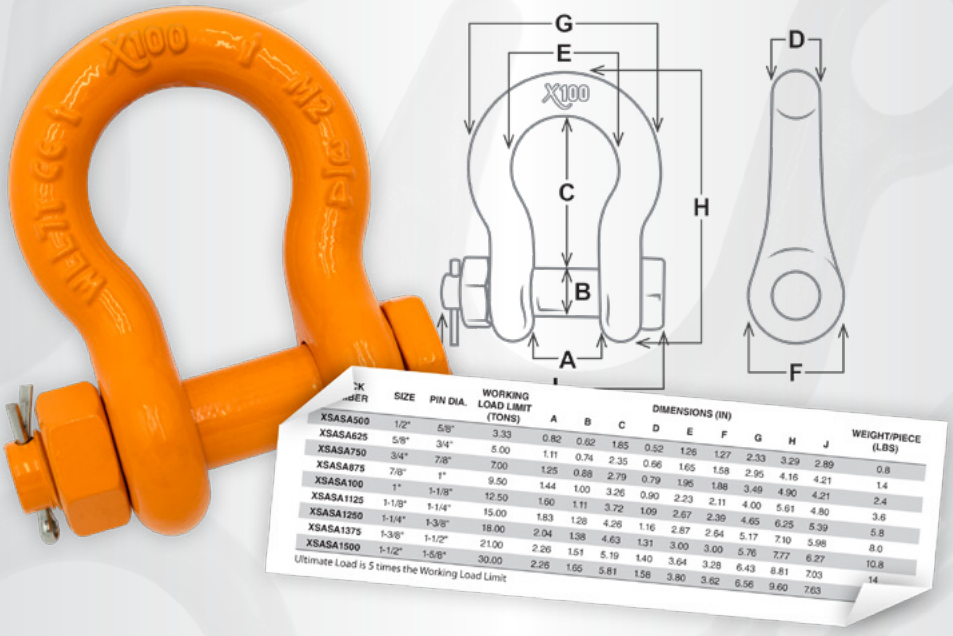

SIZE	PIN DIA.	WORKING LOAD LIMIT (TONS)	DIMENSIONS (IN)									WEIGHT/PIECE (LBS)
			A	B	C	D	E	F	G	H	J	
XSASA500	1/2"	5/8"	3.33	0.82	0.62	1.85	0.52	1.26	1.27	2.33	3.29	2.89	0.8
XSASA625	5/8"	3/4"	5.00	1.11	0.74	2.35	0.66	1.65	1.58	2.95	4.16	4.21	1.4
XSASA750	3/4"	7/8"	7.00	1.25	0.88	2.79	0.79	1.95	1.88	3.49	4.90	4.21	1.4
XSASA875	7/8"	1"	9.50	1.44	1.00	3.26	0.90	2.23	2.11	4.00	5.61	4.80	2.4
XSASA100	1"	1-1/8"	12.50	1.60	1.11	3.72	1.09	2.67	2.39	4.65	6.25	5.39	3.6
XSASA1125	1-1/8"	1-1/4"	15.00	1.83	1.28	4.26	1.16	2.87	2.64	5.17	7.10	5.98	5.8
XSASA1250	1-1/4"	1-3/8"	18.00	2.04	1.38	4.63	1.31	3.00	3.00	5.76	7.77	6.27	8.0
XSASA1375	1-3/8"	1-1/2"	21.00	2.26	1.51	5.19	1.40	3.64	3.28	6.43	8.81	7.03	10.8
XSASA1500	1-1/2"	1-5/8"	30.00	2.26	1.65	5.81	1.58	3.80	3.62	6.56	9.60	7.63	14

Ultimate Load is 5 times the Working Load Limit

SEE THE X100 CATALOG

FOR THE FULL LINE OF X100 CHAIN & HARDWARE, INCLUDING DIMENSIONS ON ALL PRODUCTS



SCAN TO VIEW DIGITAL CATALOG



DO NOT EXCEED WORKING LOAD LIMIT.
REFER TO PAGES 7-9 FOR WARNINGS AND CAUTIONS.

TESTING X100®

SAFETY IS OUR PRIORITY!

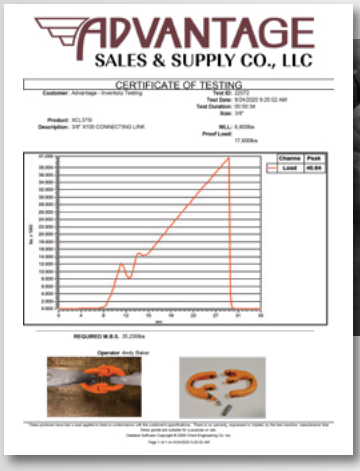
ADVANTAGE SALES & SUPPLY CO., LLC
CERTIFICATE OF TESTING



MBS: 35,200 LBS.
ACTUAL: 40,640 LBS.

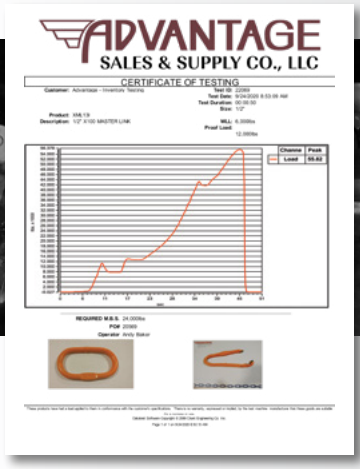
ADVANTAGE SALES & SUPPLY CO., LLC
CERTIFICATE OF TESTING



MBS: 24,000 LBS.
ACTUAL: 55,820 LBS.

WE TEST ALL PRODUCTS IN-HOUSE TO ENSURE SAFETY IN THE FIELD











DO NOT EXCEED WORKING LOAD LIMIT.
REFER TO PAGES 7-9 FOR WARNINGS AND CAUTIONS.

X100® GRADE 100 CHAIN & CHAIN SLINGS

X100 GRADE 100 CHAIN



- Every link has been Proof Tested to Two Times (2X) the Working Load Limit in accordance with the National Association of Chain Manufacturers Specifications
- X100 Grade 100 Chain is suitable for overhead lifting
- Grade 100 Chain Sling Assemblies are compliant with ASME B30.9
- Permanently embossed with X100 and a traceable lot code
- BLUE CAT Blue Cataphoresis finish
- X100 Grade 100 chain is suitable to be used in fabricated Lifting Chain Sling Assemblies

SIZE	STOCK NUMBER	MATERIAL DIAMETER	INSIDE WIDTH	INSIDE LENGTH	WORKING LOAD LIMIT (LBS.)	FEET/DRUM	WEIGHT/ FOOT (LBS.)
9/32”	X100281	0.283”	.420”	0.85”	4,300	800’	.74
5/16”	X100312	0.315”	.500”	1.04”	5,700	550’	.94
3/8”	X100375	0.394”	.575”	1.26”	8,800	400’	1.48
1/2”	X100500	0.512”	.768”	1.64”	15,000	200’	2.55
5/8”	X100625	0.630”	.930”	2.00”	22,600	150’	3.83
3/4”	X100750	0.750”	1.15”	2.50”	35,300	100’	6.21

X100 Grade 100 Alloy Chain is made in accordance with the standards set forth by the National Association of Chain Manufacturers.
Safety factor: 4:1.

X100 GRADE 100 CHAIN SLINGS

CHAIN SIZE	SINGLE-LEG AT 90° ANGLE	DOUBLE-LEG AT 60° ANGLE	DOUBLE-LEG AT 45° ANGLE	DOUBLE-LEG AT 30° ANGLE	TRIPLE/ QUADRUPLE AT 60° ANGLE	TRIPLE/ QUADRUPLE AT 45° ANGLE	TRIPLE/ QUADRUPLE AT 30° ANGLE	CHAIN SIZE
9/32”	4,300	7,400	6,100	4,300	11,200	9,100	6,400	9/32”
5/16”	5,700	9,900	8,100	5,700	14,800	12,100	8,500	5/16”
3/8”	8,800	15,200	12,400	8,800	22,900	18,700	13,200	3/8”
1/2”	15,000	26,000	21,200	15,000	39,000	31,800	22,500	1/2”
5/8”	22,600	39,100	32,000	22,600	58,700	47,900	33,900	5/8”
3/4”	35,300	61,100	49,900	35,300	91,700	74,900	53,000	3/4”

Capacities above are rated in pounds (lbs.).
Safety factor: 4:1.

1ST LETTER INDICATES:
S = Single-Leg
D = Double-Leg
T = Triple-Leg
Q = Quadruple-Leg

2ND LETTER INDICATES:
O = Oblong Link
S = Sling Hook
G = Grab Hook
F = Foundry Hook

3RD LETTER INDICATES:
O = Oblong Link
S = Sling Hook
G = Grab Hook
F = Foundry Hook
SL = Self Locking Hook

LAST LETTER INDICATES:
A = Adjustable

⚠ WARNING **Do not exceed working load limit.**

See more Chain Sling Warnings & Cautions, Heat Conditions, and Criteria for Removal from Service on page 113.

X100 CHAIN SLING CONFIGURATIONS

SGG



SSS



SGS



SOSA



SOS



SOG



SOO



SOF



SOSL



DOSA



DOS



DOG



DOO



DOF



DOSLA



TOSA



TOS



TOG



TOO



TOF



TOSL



QOSA



QOS



QOG



QOO



QOF



QOSL



CUSTOMIZE YOUR OWN CHAIN SLINGS. IF YOU CAN DREAM IT, WE CAN MAKE IT!

X100 OFF-THE-SHELF
GRADE 100 CHAIN SLINGS

GREAT FOR HARDWARE STORES, RENTAL SHOPS, AND MORE
OFF THE SHELF - FULLY ASSEMBLED - OSHA COMPLIANT





What's in the Box/Bucket

- OSHA Compliant Chain Sling
- Certificate of Conformance
- OSHA recommended "Criteria For Removal from Service"
- Warnings & Cautions

Standard Stock Configurations & Sizes

TYPE: SGG
SIZES: 9/32" & 3/8"
LENGTHS: 10FT & 20FT

TYPE: DOSA
SIZES: 9/32" & 3/8"
LENGTHS: 10FT & 20FT

X100 GRADE 100 SINGLE-LEG LIFTING CHAIN — TYPE SGG

SIZE	STOCK NUMBER	VERTICAL WLL (LBS.)	WEIGHT/PIECE (LBS.)
9/32" X 10'	XSGG281X10	4,300	8
9/32" X 20'	XSGG281X20	4,300	10
3/8" X 10'	XSGG375X10	8,800	20
3/8" X 20'	XSGG375X20	8,800	36

X100 GRADE 100 DOUBLE-LEG LIFTING CHAIN — TYPE DOSA

SIZE	STOCK NUMBER	WLL 60° (LBS.)	WLL 45° (LBS.)	WLL 30° (LBS.)	WEIGHT/PIECE (LBS.)
9/32" X 10'	XDOSA281X10	7,400	6,100	4,300	24
9/32" X 20'	XDOSA281X20	7,400	6,100	4,300	39
3/8" X 10'	XDOSA375X10	15,200	12,400	8,800	44
3/8" X 20'	XDOSA375X20	15,200	12,400	8,800	76

X100 GRADE 100 CHAIN FITTINGS

X100 GRADE 100 MASTER LINKS

SIZE	STOCK NUMBER	WORKING LOAD LIMIT (LBS.)		WEIGHT/PIECE (LBS.)
		WIRE ROPE OR SYNTHETIC 5:1	CHAIN 4:1	
1/2”	XML13	4,800	6,000	0.8
5/8”	XML16	6,880	8,600	1.5
3/4”	XML19	10,320	12,900	2.4
7/8”	XML22	14,080	17,600	3.3
1”	XML26	24,000	30,000	5.1
1-1/4”	XML32	31,280	39,100	8.8
1-1/2”	XML38	48,880	61,100	16.0
1-3/4”	XML45	63,440	79,300	27.5
2”	XML50	82,880	103,600	36.0



GRADE 100 MASTER LINK

X100 GRADE 100 MASTER LINK SUB ASSEMBLIES

SIZE	STOCK NUMBER	CHAIN SIZE	WORKING LOAD LIMIT (LBS.)		WEIGHT/PIECE (LBS.)
			WIRE ROPE OR SYNTHETIC 5:1	CHAIN 4:1	
3/4”	XMLSA19	9/32”	8,960	11,200	3.0
7/8”	XMLSA22	5/16”	12,160	15,200	4.5
1”	XMLSA26	3/8”	20,800	26,000	7.8
1-1/4”	XMLSA32	1/2”	31,200	39,000	13.3
1-1/2”	XMLSA38	5/8”	48,880	61,100	25.3



GRADE 100 MASTER LINK SUB ASSEMBLY

X100 GRADE 100 XV LINKS WITH ADJUSTERS

SIZE	STOCK NUMBER		
	SINGLE-LEG STOCK NUMBER	DOUBLE-LEG STOCK NUMBER	TRIPLE/ QUADRUPLE-LEG
9/32” - 5/16”	XV1-7/8	XV2-7/8	XV4-7/8
3/8”	XV1-10	XV2-10	XV4-10
1/2”	XV1-13	XV2-13	XV4-13
5/8”	XV1-16	XV2-16	XV4-16



SINGLE-LEG



DOUBLE-LEG



TRIPLE/QUAD-LEG

For Triple-Leg Adjustable Slings, simply cut off one adjuster from the Quad-Leg Assembly without damaging the sub link.

X100 GRADE 100 COUPLING LINKS

SIZE	STOCK NUMBER	WORKING LOAD LIMIT (LBS.)	WEIGHT/PIECE (LBS.)
9/32”	XCL281	4,300	0.50
5/16”	XCL312	5,700	0.75
3/8”	XCL375	8,800	1.05
1/2”	XCL500	15,000	1.71
5/8”	XCL625	22,600	3.9
3/4”	XCL750	35,300	6.0



GRADE 100 COUPLING LINK

X100 GRADE 100 OMEGA LINKS

SIZE	STOCK NUMBER	WORKING LOAD LIMIT (LBS.)	WEIGHT/PIECE (LBS.)
9/32” - 5/16”	XOL281-312	5,700	0.5
3/8”	XOL375	8,800	0.85
1/2”	XOL500	15,000	1.6
5/8”	XOL625	22,600	2.9



PAIRS PERFECTLY WITH X100 CHAIN CHOKER HOOK. SEE PAGE 55 FOR MORE INFORMATION.



GRADE 100 OMEGA LINK



GRADE 80 ALLOY CHAIN

Grade 80 alloy chain is suitable by OSHA for overhead lifting.

GRADE 80 ALLOY CHAIN

BLACK LACQUER

SIZE	STOCK NUMBER	FEET/DRUM	WORKING LOAD LIMIT (LBS.)	WEIGHT/FOOT (LBS.)
9/32"	G80281	400', 800'	3,500	0.72
5/16"	G80312	275', 550'	4,500	1.06
3/8"	G80375	200', 400'	7,100	1.50
1/2"	G80500	100', 200'	12,000	2.61
5/8"	G80625	75', 150'	18,100	3.61
3/4"	G80750	50', 100'	28,300	6.22
7/8"	G80875	75'	34,200	7.32
1"	G80100	60'	47,700	10.21

GRADE 80 ALLOY CHAIN SLING SPECIFICATIONS

CHAIN SIZE	WORKING LOAD LIMIT (LBS.)							CHAIN SIZE
	SINGLE SLING AT 90° ANGLE	DOUBLE SLING AT 60° ANGLE	DOUBLE SLING AT 45° ANGLE	DOUBLE SLING AT 30° ANGLE	TRIPLE/ QUADRUPLE AT 60° ANGLE	TRIPLE/ QUADRUPLE AT 45° ANGLE	TRIPLE/ QUADRUPLE AT 30° ANGLE	
		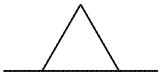	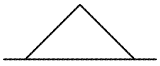	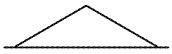	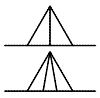		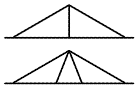	
9/32"	3,500	6,100	4,900	3,500	9,100	7,400	5,200	9/32"
3/8"	7,100	12,300	10,000	7,100	18,400	15,100	10,600	3/8"
1/2"	12,000	20,800	17,000	12,000	31,200	25,500	18,000	1/2"
5/8"	18,100	31,300	25,600	18,100	47,000	38,400	27,100	5/8"
3/4"	28,300	49,000	40,000	28,300	73,500	60,000	42,400	3/4"
7/8"	34,200	59,200	48,400	34,200	88,900	72,500	51,300	7/8"
1"	47,700	82,600	67,400	47,700	123,900	101,200	71,500	1"

Capacities above are rated in pounds (lbs.).

1ST LETTER INDICATES:
S = Single-Leg
D = Double-Leg
T = Triple-Leg
Q = Quadruple-Leg

2ND LETTER INDICATES:
O = Oblong Link
S = Sling Hook
G = Grab Hook
F = Foundry Hook

3RD LETTER INDICATES:
O = Oblong Link
S = Sling Hook
G = Grab Hook
F = Foundry Hook
SL = Self Locking Hook

LAST LETTER INDICATES:
A = Adjustable



GRADE 80 ALLOY COUPLING LINK

GRADE 80 COUPLING LINKS

ALLOY, POWDER COATED

SIZE	STOCK NUMBER	WORKING LOAD LIMIT (LBS.)	WEIGHT/PIECE (LBS.)
9/32" - 5/16"	HL281-312	4,500	0.40
3/8"	HL375	7,100	0.65
1/2"	HL500	12,000	1.50
5/8"	HL625	18,100	2.51
3/4"	HL750	28,300	4.12

Coupling Links are used for attaching Grade 80 Alloy Chain to master links, eye hooks, or chain to chain.



ALLOY PEAR SHAPED LINK

PEAR SHAPED LINKS

ALLOY, POWDER COATED

SIZE	STOCK NUMBER	WORKING LOAD LIMIT (LBS.)	WEIGHT/PIECE (LBS.)
3/8"	PEAR375	3,600	0.13
1/2"	PEAR500	7,000	0.55
5/8"	PEAR625	9,000	1.10
3/4"	PEAR750	12,300	2.00
7/8"	PEAR875	14,000	2.80
1"	PEAR100	24,360	4.30
1-1/4"	PEAR1250	36,000	9.20

GRADE 70 TRANSPORT CHAIN

YELLOW CHROMATE

SIZE	STOCK NUMBER	FEET/DRUM-PAIL	WORKING LOAD LIMIT (LBS.)	WEIGHT/FOOT (LBS.)
1/4”	G70250	400, 800	3,150	0.63
5/16”	G70312	275, 550	4,700	0.93
3/8”	G70375	200, 400	6,600	1.41
1/2”	G70500	100, 200	11,300	2.40
5/8”	G70625	75, 150	15,800	3.53
		100# DEALER PAILS		
1/4”	G70250X133	133	3,150	0.63
5/16”	G70312X92	92	4,700	0.93
3/8”	G70375X66	66	6,600	1.41
1/2”	G70500X33	33	11,300	2.40

Grade 70 Transport Chain is NOT designed or suitable for overhead lifting.



DRUMS PAILS



GRADE 70 TRANSPORT CHAIN

GRADE 43 HIGH TEST CHAIN

SIZE	STOCK NUMBERS			FEET/DRUM	WORKING LOAD LIMIT	WEIGHT/ FOOT (LBS.)
	SELF COLORED	BRIGHT ZINC	HOT GALVANIZED			
1/4”	SCHT250	ZPHT250	HGHT250	400, 800	2,600	0.71
5/16”	SCHT312	ZPHT312	HGHT312	275, 550	3,900	1.04
3/8”	SCHT375	ZPHT375	HGHT375	200, 400	5,400	1.48
1/2”	SCHT500	ZPHT500	HGHT500	100, 200	9,200	2.51
5/8”	SCHT625	ZPHT625	HGHT625	75, 150	13,000	3.58
3/4”	SCHT750	ZPHT750	HGHT750	100	20,200	5.48

Grade 43 High Test Chain 100# Dealer Pails available upon request.
Grade 43 High Test Chain is NOT designed or suitable for overhead lifting.

SELF COLORED



ZINC PLATED



HOT GALVANIZED



GRADE 43 HIGH TEST CHAIN

GRADE 30 PROOF COIL CHAIN

SIZE	STOCK NUMBER			FEET/DRUM	WORKING LOAD LIMIT	WEIGHT/ FOOT (LBS.)
	SELF COLORED	BRIGHT ZINC	HOT GALVANIZED			
3/16”	SCPC187	ZPPC187	HGPC187	750, 1500	750	0.41
1/4”	SCPC250	ZPPC250	HGPC250	400, 800	1,250	0.68
5/16”	SCPC312	ZPPC312	HGPC312	275, 550	1,900	1.02
3/8”	SCPC375	ZPPC375	HGPC375	200, 400	2,650	1.47
1/2”	SCPC500	ZPPC500	HGPC500	100, 200	4,500	2.52
5/8”	SCPC625	ZPPC625	HGPC625	75, 150	6,900	4.06
3/4”	SCPC750	ZPPC750	HGPC750	50, 100	10,600	5.81
1”	-	-	HGPC100	60	17,900	9.24
			100# DEALER PAILS			
3/16”	SCPC187X250	ZPPC187X250	HGPC187X250	250	750	0.41
1/4”	SCPC250X141	ZPPC250X141	HGPC250X141	141	1,250	0.68
5/16”	SCPC312X92	ZPPC312X92	HGPC312X92	92	1,900	1.02
3/8”	SCPC375X66	ZPPC375X66	HGPC375X66	66	2,650	1.47
1/2”	SCPC500X35	ZPPC500X35	HGPC500X35	35	4,500	2.52

Grade 30 Proof Coil Chain is NOT designed or suitable for overhead lifting.

SELF COLORED



ZINC PLATED



HOT GALVANIZED



GRADE 30 PROOF COIL CHAIN

SQUARE LINK SECURITY CHAIN

CASE HARDENED, ZINC PLATED

CHAIN SIZE	STOCK NUMBER	INSIDE WIDTH	INSIDE LENGTH	WEIGHT/FOOT (LBS.)
3/8”	SQLINK375	.58”	1.58”	1.65

Hardness: 61 Rockwell.
Square Link Security Chain is NOT designed or suitable for overhead lifting.



SQUARE LINK SECURITY CHAIN

⚠ WARNING Products on this page are NOT designed or suitable for overhead lifting.



DOUBLE LOOP CHAIN

DOUBLE LOOP CHAIN

SIZE	CHAIN TYPE	STOCK NUMBER BRIGHT ZINC	MATERIAL DIAMETER	WORKING LOAD LIMIT (LBS.)	WEIGHT/FOOT (LBS.)
1/0	Double Loop	DL1/0ZP	0.120”	200	0.13
2/0	Double Loop	DL2/0ZP	0.135”	255	0.17
3/0	Double Loop	DL3/0ZP	0.148”	305	0.20
#1	Double Loop	DL#1ZP	0.105”	155	0.10
#2	Double Loop	DL#2ZP	0.092”	115	0.08
#3	Double Loop	DL#3ZP	0.080”	90	0.06
#4	Double Loop	DL#4ZP	0.072”	70	0.04



SINGLE JACK CHAIN

SINGLE JACK CHAIN

SIZE	CHAIN TYPE	STOCK NUMBER BRIGHT ZINC	MATERIAL DIAMETER	WORKING LOAD LIMIT (LBS.)	WEIGHT/FOOT (LBS.)
#8	Single Jack	SJ8ZPX100	0.162”	60	0.21
#10	Single Jack	SJ10ZPX100	0.135”	43	0.15
#12	Single Jack	SJ12ZPX100	0.105”	29	0.09
#14	Single Jack	SJ14ZPX100	0.080”	16	0.05
#16	Single Jack	SJ16ZPX100	0.060”	10	0.03
#18	Single Jack	SJ18ZPX100	0.047”	5	0.02



STRAIGHT LINK COIL CHAIN

STRAIGHT LINK COIL CHAIN

SIZE	CHAIN TYPE	STOCK NUMBER BRIGHT ZINC	MATERIAL DIAMETER	WORKING LOAD LIMIT (LBS.)	WEIGHT/FOOT (LBS.)
1/0	Straight Link Coil	SLC1/0ZP	0.174”	440	0.23
2/0	Straight Link Coil	SLC2/0ZP	0.192”	520	0.27
4/0	Straight Link Coil	SLC4/0ZP	0.218”	670	0.35
5/0	Straight Link Coil	SLC5/0ZP	0.247”	880	0.46



TWIST LINK MACHINE CHAIN

TWIST LINK MACHINE CHAIN

SIZE	CHAIN TYPE	STOCK NUMBER BRIGHT ZINC	MATERIAL DIAMETER	WORKING LOAD LIMIT (LBS.)	WEIGHT/FOOT (LBS.)
1/0	Twist Link Machine	TLM1/0ZP	0.174”	415	0.24
2/0	Twist Link Machine	TLM2/0ZP	0.192”	495	0.27
4/0	Twist Link Machine	TLM4/0ZP	0.218”	635	0.33



PASSING LINK CHAIN

PASSING LINK CHAIN

SIZE	CHAIN TYPE	STOCK NUMBER BRIGHT ZINC	MATERIAL DIAMETER	WORKING LOAD LIMIT (LBS.)	WEIGHT/FOOT (LBS.)
2/0	Passing Link	PASSLINK2/0ZP	0.192”	450	0.33
4/0	Passing Link	PASSLINK4/0ZP	0.218”	600	0.41

SASH CHAIN

SIZE	CHAIN TYPE	STOCK NUMBER BRIGHT ZINC	WORKING LOAD LIMIT (LBS.)	WEIGHT/FOOT (LBS.)
#8	Sash	SASH#8ZP	75	0.04
#25	Sash	-	94	0.05
#30	Sash	SASH#30ZP	80	0.05
#35	Sash	SASH#35ZP	105	0.07
#40	Sash	SASH#40ZP	140	0.08
#45	Sash	SASH#45ZP	175	0.10
#50	Sash	-	225	0.11



SASH CHAIN

GRADE 30 BLACK POWDER COATED PROOF COIL CHAIN

SIZE	STOCK NUMBER	DRUM LENGTHS 100# DEALER PAIL, HALF DRUM, FULL DRUM	WORKING LOAD LIMIT (LBS.)
3/16”	PCPC187B	250’, 750’, 1,500’	800
1/4”	PCPC250B	141’, 400’, 800’	1,300
5/16”	PCPC312B	92’, 275’, 550’	1,700
3/8”	PCPC375B	66’, 200’, 400’	2,650

Grade 30 Black Powder Coated Proof Coil Chain is NOT designed or suitable for overhead lifting.



BLACK POWDER COATED CHAIN

GRADE 30 YELLOW POWDER COATED PROOF COIL CHAIN

SIZE	STOCK NUMBER	DRUM LENGTHS 100# DEALER PAIL, HALF DRUM, FULL DRUM	WORKING LOAD LIMIT (LBS.)
3/16”	PCPC187Y	250’, 750’, 1,500’	800
1/4”	PCPC250Y	141’, 400’, 800’	1,300
5/16”	PCPC312Y	92’, 275’, 550’	1,700
3/8”	PCPC375Y	66’, 200’, 400’	2,650

Grade 30 Yellow Powder Coated Proof Coil Chain is NOT designed or suitable for overhead lifting.



YELLOW POWDER COATED CHAIN

WELDED BRASS CHAIN

SIZE	STOCK NUMBER	INSIDE LENGTH	INSIDE WIDTH	WORKING LOAD LIMIT (LBS.)	WEIGHT/100’ (LBS.)
3/16”	BRASS187	0.95”	0.40”	300	43
1/4”	BRASS250	1.00”	0.50”	500	77
3/8”	BRASS375	1.25”	0.62”	850	165

Spark-free chain for flammable conditions. Perfect for use in Silos.



WELDED BRASS CHAIN







Did you know?

ADVANTAGE Does...

X100 HOOKS



GRADE 100 CLEVIS GRAB WITH CRADLE
PAGE 52



GRADE 100 CLEVIS GRAB WITHOUT CRADLE
PAGE 52



GRADE 100 EYE GRAB
PAGE 52



GRADE 100 EYE GRAB ADJUSTER
PAGE 52



GRADE 100 LOCKABLE CLEVIS AND EYE GRAB
PAGE 52



GRADE 100 CLEVIS SELF LOCKING
PAGE 53



GRADE 100 EYE SELF LOCKING
PAGE 53



GRADE 100 SWIVEL SELF LOCKING
WITH BRONZE BUSHING OR BEARING
PAGE 53



GRADE 100 SWIVEL EYE HOIST HOOK
WITH BRONZE BUSHING OR BEARING
PAGE 54



GRADE 100 FIXED EYE HOIST HOOK
PAGE 54



GRADE 100 CLEVIS SLING HOOK
PAGE 52



GRADE 100 EYE SLING HOOK
PAGE 52



GRADE 100 SORTING HOOK WITHOUT HANDLE
PAGE 54



GRADE 100 SORTING HOOK WITH HANDLE
PAGE 54



GRADE 100 CLEVIS FOUNDRY HOOK
PAGE 54



GRADE 100 EYE FOUNDRY HOOK
PAGE 54



GRADE 100 SLIDING CHOKER WITH LATCH
PAGE 55



GRADE 100 SLIDING CHOKER FOR CHAIN
PAGE 55



GRADE 100 CLEVIS SELF LOCKING HOOK
TRADITIONAL LATCH



GRADE 100 CLEVIS SELF LOCKING HOOK
HIDDEN TRIGGER INTEGRATED LATCH

LEARN MORE AT ADVANTAGESALES.BIZ

DO NOT EXCEED WORKING LOAD LIMIT.
REFER TO PAGES 7-9 FOR WARNINGS AND CAUTIONS.



GRADE 70
CLEVIS GRAB
PAGE 58



GRADE 70
CLEVIS SLIP
PAGE 59



GRADE 70 CLEVIS
SLIP WITH LATCH
PAGE 59



GRADE 80 TIE-DOWN
CLEVIS GRAB
PAGE 58



GRADE 80 TIE-DOWN
CLEVIS SLIP
PAGE 59



GRADE 80 ALLOY
CRADLE GRAB
PAGE 56



GRADE 80 ALLOY
SLING WITH LATCH
PAGE 56



LOGGING CHAIN
CHOKER
PAGE 104



HIGH TEST
CLEVIS GRAB
PAGE 58



HIGH TEST
EYE GRAB
PAGE 58



HIGH TEST
CLEVIS SLIP
PAGE 59



HIGH TEST CLEVIS
SLIP WITH LATCH
PAGE 59



HIGH TEST EYE
SLIP WITH LATCH
PAGE 59



HIGH TEST EYE
SLIP WITHOUT LATCH
PAGE 59



STAINLESS STEEL
CLEVIS GRAB
PAGE 92



STAINLESS STEEL
CLEVIS SLIP WITH LATCH
PAGE 92



STAINLESS STEEL FIXED EYE
SLIP HOOK WITH LATCH
GRADE 50
PAGE 92



WINCHLINE HOOK
WITH LATCH
PAGE 56



SNAP HOOK
WITH LATCH
PAGE 56



BARREL HOOK
PAGE 77



GRADE 100 ENDLESS ROUND SLING HOOKS
WITH LATCH
PAGE 74



WELD-ON BUCKET HOOK
WITH LATCH
PAGE 57



GRADE 70
WELDABLE GRAB
PAGE 57



CONTAINER HOOK
PAGE 55



CLEVIS

EYE

X100 GRADE 100 GRAB HOOKS WITH CRADLE — CLEVIS OR EYE TYPE

SIZE	STOCK NUMBER		WORKING LOAD LIMIT (LBS.)	WEIGHT/PIECE (LBS.)	
	CLEVIS TYPE	EYE TYPE		CLEVIS TYPE	EYE TYPE
9/32" - 5/16"	XCG281-312	XEG281-312	5,700	0.96	0.70
3/8"	XCG375	XEG375	8,800	1.82	1.65
1/2"	XCG500	XEG500	15,000	4.8	3.60
5/8"	XCG625	XEG625	22,600	7.5	5.45
3/4"	XCG750	XEG750	35,300	15.55	10.42
7/8"	XCG875	-	42,700	20.22	-

For dimensional information see the X100® Catalog.



CLEVIS



EYE

X100 GRADE 100 LOCKABLE GRAB HOOKS — CLEVIS OR EYE TYPE

SIZE	STOCK NUMBER		WORKING LOAD LIMIT (LBS.)	WEIGHT/PIECE (LBS.)	
	CLEVIS TYPE	EYE TYPE		CLEVIS TYPE	EYE TYPE
5/16"	XCG312WL	XEG312WL	5,700	1.28	1.04
3/8"	XCG375WL	XEG375WL	8,800	2.20	2.09
1/2"	XCG500WL	XEG500WL	15,000	5.50	4.67

For dimensional information see the X100® Catalog.



GRAB WITHOUT CRADLE

X100 GRADE 100 CLEVIS GRAB HOOKS WITHOUT CRADLE

SIZE	STOCK NUMBER	WORKING LOAD LIMIT (LBS.)	WEIGHT/PIECE (LBS.)
9/32" - 5/16"	XCG281-312NC	5,700	0.92
3/8"	XCG375NC	8,800	1.85
1/2"	XCG500NC	15,000	3.72
5/8"	XCG625NC	22,600	6.69

Thin profile - perfect for cargo control applications. For dimensional information see the X100® Catalog.



EYE GRAB ADJUSTER

X100 GRADE 100 EYE GRAB ADJUSTER HOOKS

SIZE	STOCK NUMBER	WORKING LOAD LIMIT (LBS.)	WEIGHT/PIECE (LBS.)
9/32" - 5/16"	XEG281-312ADJ	5,700	1.60
3/8"	XEG375ADJ	8,800	3.00
1/2"	XEG500ADJ	15,000	5.25
5/8"	XEG625ADJ	22,600	10.00
3/4"	XEG750ADJ	35,300	20.10

X100 Eye Grab Adjuster Hooks are used in building adjustable chain sling assemblies. For dimensional information see the X100® Catalog.



CLEVIS



EYE

X100 GRADE 100 SLING HOOKS WITH FORGED LATCH — CLEVIS OR EYE TYPE

SIZE	STOCK NUMBER		WORKING LOAD LIMIT (LBS.)	WEIGHT/PIECE (LBS.)		COMPATIBLE LATCH
	CLEVIS TYPE	EYE TYPE		CLEVIS TYPE	EYE TYPE	
9/32" - 5/16"	XCS281-312	XES281-312	5,700	1.60	1.65	XLK281-312
3/8"	XCS375	XES375	8,800	3.10	2.70	XLK375
1/2"	XCS500	XES500	15,000	5.40	5.00	XLK500
5/8"	XCS625	XES625	22,600	8.00	7.80	XLK625
3/4"	XCS750	XES750	35,300	16.10	15.80	XLK750

For dimensional information see the X100® Catalog.

X100 GRADE 100 FORGED REPLACEMENT LATCH KITS



SIZE	STOCK NUMBER	WEIGHT/PIECE (LBS.)
9/32" - 5/16"	XLK281-312	0.097
3/8"	XLK375	0.151
1/2"	XLK500	0.248
5/8"	XLK625	0.353
3/4"	XLK750	0.577



GRADE 100 CLEVIS TYPE SELF LOCKING HOOK



GRADE 100 EYE TYPE SELF LOCKING HOOK



GRADE 100 SELF LOCKING SWIVEL HOOK
WITH BRONZE BUSHING



GRADE 100 SELF LOCKING SWIVEL HOOK
WITH BEARING

X100 GRADE 100 SELF LOCKING HOOKS

CLEVIS OR EYE TYPE

SIZE	STOCK NUMBER		WORKING LOAD LIMIT (LBS.)	WEIGHT/PIECE (LBS.)		COMPATIBLE TRIGGER KIT
	CLEVIS TYPE	EYE TYPE		CLEVIS TYPE	EYE TYPE	
9/32" - 5/16"	XCSL281-312	XESL281-312	5,700	2.00	2.00	XTK312
3/8"	XCSL375	XESL375	8,800	3.55	3.40	XTK375
1/2"	XCSL500	XESL500	15,000	6.20	6.05	XTK500
5/8"	XCSL625	XESL625	22,600	12.80	12.60	XTK625
3/4"	XCSL750	XESL750	35,300	28.00	28.00	XTK750
7/8"	XCSL875	XESL875	42,700	34.00	34.00	XTK875

For dimensional information see the X100® Catalog.

X100 GRADE 100 SELF LOCKING SWIVEL HOOKS

BRONZE BUSHING OR BEARING

SIZE	STOCK NUMBER		WORKING LOAD LIMIT (LBS.)	WEIGHT/PIECE (LBS.)		COMPATIBLE TRIGGER KIT
	BRONZE BUSHING	BEARING		BRONZE BUSHING	BEARING	
9/32" - 5/16"	XSSL281-312	XSSL281-312WB	5,700	2.50	2.50	XTK312
3/8"	XSSL375	XSSL375WB	8,800	4.50	4.50	XTK375
1/2"	XSSL500	XSSL500WB	15,000	8.90	8.90	XTK500
5/8"	XSSL625	XSSL625WB	22,600	15.00	15.00	XTK625
3/4"	XSSL750	XSSL750WB	35,300	33.00	33.00	XTK750
7/8"	XSSL875	-	42,700	46.00	-	XTK875

For dimensional information see the X100® Catalog.

X100 GRADE 100 SELF LOCKING HOOK REPLACEMENT TRIGGER KITS

SIZE	STOCK NUMBER	FINISH	WEIGHT/PIECE (LBS.)
9/32" - 5/16"	XTK281-312	Powder Coated	0.051
3/8"	XTK375	Powder Coated	0.054
1/2"	XTK500	Powder Coated	0.108
5/8"	XTK625	Powder Coated	0.162
3/4"	XTK750	Powder Coated	0.411
7/8"	XTK875	Powder Coated	0.547

For dimensional information see the X100® Catalog.



REPLACEMENT TRIGGER KIT

DO NOT EXCEED WORKING LOAD LIMIT.
REFER TO PAGES 7-9 FOR WARNINGS AND CAUTIONS.



X100 GRADE 100 SWIVEL EYE HOIST HOOKS

BRONZE BUSHING OR BEARING

STOCK NUMBER		WORKING LOAD LIMIT (TONS)	WEIGHT/PIECE (LBS.)		COMPATIBLE LATCH
BRONZE BUSHING	BEARING		BRONZE BUSHING	BEARING	
XEHH100S	XEHH100SWB	1	0.78	1.10	LK6325
XEHH200S	XEHH200SWB	2	2.02	2.5	LK6421
XEHH300S	XEHH300SWB	3	2.57	3.8	LK6468
XEHH500S	XEHH500SWB	5	4.89	7.0	LK6515
XEHH700S	XEHH700SWB	7	10.29	14.0	LK6562
XEHH1100S	XEHH1100SWB	11	18.62	22.3	LK6609
XEHH1500S	XEHH1500SWB	15	23.3	30.0	LK6657
XEHH2200S	-	22	47	-	LK22TONA


FIXED EYE HOIST HOOK WITH LATCH

X100 GRADE 100 FIXED EYE HOIST HOOKS WITH LATCH

STOCK NUMBER	WORKING LOAD LIMIT (TONS)	WEIGHT/PIECE (LBS.)	COMPATIBLE LATCH
XEHH100	1	0.75	LK6325
XEHH150	1.5	0.90	LK6374
XEHH200	2	1.5	LK6421
XEHH300	3	2.1	LK6468
XEHH500	5	4.3	LK6515
XEHH700	7	8.3	LK6562
XEHH1100	11	15.0	LK6609
XEHH1500	15	21.6	LK6657
XEHH2200	22	36.5	LK22TONA
XEHH3000	30	60.5	-


INTERCHANGEABLE LATCH KIT

X100 INTERCHANGEABLE LATCH KITS

FITS MANY MAJOR BRANDS

EYE HOIST HOOK SIZE (TONS)		STOCK NUMBER	COMPATIBLE HOOKS	WEIGHT/ PIECE (LBS.)
CARBON	ALLOY			
3/4	1	LK6325	XEHH100, XEHH100S, XEHH100SBB, XSLDWR375	0.027
1	1-1/2	LK6374	XEHH150, XSLDWR500	0.036
1-1/2	2	LK6421	XEHH200, XEHH200S, XEHH200SBB, XSLWDR625	0.042
2	3	LK6468	XEHH300, XEHH300S, XEHH300SBB, XSLDWR750	0.044
3	5	LK6515	XEHH500, XEHH500S, XEHH500SBB, XSLDWR100	0.120
5	7	LK6562	XEHH700, XEHH700S, XEHH700SBB	0.180
7-1/2	11	LK6609	XEHH1100, XEHH1100S, XEHH1100SBB	0.320
10	15	LK6657	XEHH1500, XEHH1500S, XEHH1500SBB	0.330


WITHOUT HANDLE


WITH HANDLE

X100 GRADE 100 SORTING HOOKS

WITH OR WITHOUT HANDLE

SIZE	STOCK NUMBER	EYE DIAMETER OPENING	OPENING AT TOP OF HOOK	WORKING LOAD LIMIT AT TIP	WORKING LOAD LIMIT AT BOWL	WEIGHT/ PIECE (LBS.)
2 Ton	XSORTING	1.35”	2.75”	2 Ton	7.5 Ton	6.0
2 Ton	XSORTINGWH	1.35”	2.75”	2 Ton	7.5 Ton	7.2


CLEVIS


EYE

X100 GRADE 100 FOUNDRY HOOKS

CLEVIS OR EYE TYPE

SIZE	CLEVIS FOUNDRY HOOK				EYE FOUNDRY HOOK			
	STOCK NUMBER	WLL AT TIP (LBS.)	WLL AT BOWL (LBS.)	WEIGHT/ PIECE (LBS.)	STOCK NUMBER	WLL AT TIP (LBS.)	WLL AT BOWL (LBS.)	WEIGHT/ PIECE (LBS.)
9/32” - 5/16”	XCF281-312	2,850	5,700	2.0	XEF281-312	2,850	5,700	2.0
3/8”	XCF375	4,400	8,800	4.3	XEF375	4,400	8,800	3.8
1/2”	XCF500	7,500	15,000	8.0	XEF500	7,500	15,000	7.2
5/8”	XCF625	11,300	22,600	14.2	XEF625	11,300	22,600	12.3
3/4”	-	-	-	-	XEF750	17,650	35,300	23.0

X100 GRADE 100 SLIDING CHOKER HOOKS WITH LATCH FOR WIRE ROPE

SIZE	STOCK NUMBER	WORKING LOAD LIMIT (LBS.)	WEIGHT/PIECE (LBS.)	COMPATIBLE LATCH
3/8”	XSLDWR375	2,500	1.0	LK6325
1/2”	XSLDWR500	3,800	1.6	LK6374
5/8”	XSLDWR625	5,800	3.8	LK6421
3/4”	XSLDWR750	8,200	6.6	LK6468
7/8” - 1”	XSLDWR100	15,000	14.6	LK6515



SLIDING CHOKER HOOK WITH LATCH

X100 GRADE 100 SLIDING CHOKER HOOKS FOR CHAIN

SIZE	STOCK NUMBER	WORKING LOAD LIMIT (LBS.)	WEIGHT/PIECE (LBS.)
9/32” - 5/16”	XSLDCH281-312	5,700	0.95
3/8”	XSLDCH375	8,800	1.80
1/2”	XSLDCH500	15,000	3.50
5/8”	XSLDCH625	22,600	7.80

For use with X100 Grade 100 Chain and X100 Omega Links.





GRADE 100 SLIDING CHOKER HOOK FOR CHAIN

X100 CONTAINER HOOKS

STOCK NUMBER	DEGREE	DIRECTION	WORKING LOAD LIMIT (LBS.)	WEIGHT/PIECE (LBS.)
G80CHL	45˚	Left	28,000	8.5
G80CHR	45˚	Right	28,000	8.5
G80CHC	-	Straight	28,000	8.5





CONTAINER HOOK



GRADE 80 ALLOY GRAB HOOK WITH CRADLE

GRADE 80 ALLOY GRAB HOOKS WITH CRADLE

SIZE	STOCK NUMBER	WORKING LOAD LIMIT (LBS.)	WEIGHT/PIECE (LBS.)
9/32”	CRADLE281	3,500	0.84
5/16”	CRADLE312	4,500	0.84
3/8”	CRADLE375	7,100	1.87
1/2”	CRADLE500	12,000	4.19
5/8”	CRADLE625	18,100	6.17



GRADE 80 ALLOY SLING HOOK WITH LATCH

GRADE 80 ALLOY SLING HOOKS WITH LATCH

SIZE	STOCK NUMBER	WORKING LOAD LIMIT (LBS.)	WEIGHT/PIECE (LBS.)	COMPATIBLE LATCH
9/32”	CSLING281	3,500	1.16	CSLING281-312LKT
5/16”	CSLING312	4,500	1.16	CSLING281-312LKT
3/8”	CSLING375	7,100	2.43	CSLING375LKT
1/2”	CSLING500	12,000	4.41	CSLING500LKT
5/8”	CSLING625	18,100	7.67	CSLING625LKT



SLING HOOK REPLACEMENT LATCH KIT

SLING HOOK REPLACEMENT LATCH KITS

SIZE	STOCK NUMBER	WEIGHT/PIECE (LBS.)
9/32” - 5/16”	CSLING281-312LKT	0.20
3/8”	CSLING375LKT	0.25
1/2”	CSLING500LKT	0.35
5/8”	CSLING625LKT	0.50



SNAP HOOK WITH LATCH

SNAP HOOKS WITH LATCH

HOT GALVANIZED

SIZE	STOCK NUMBER	WORKING LOAD LIMIT (LBS.)	OVERALL LENGTH	EYE SIZE	WEIGHT/PIECE (LBS.)
7/16”	SNAPHK437	750	3-15/16”	3/4”	0.24
9/16”	SNAPHK562	1,000	4-3/4”	1-1/8”	0.50

Snap Hooks are NOT designed or suitable for overhead lifting.



WINCHLINE HOOK WITH LATCH

WINCHLINE HOOKS WITH LATCH

ZINC PLATED

TYPE	STOCK NUMBER	BREAKING STRENGTH (LBS.)	EYE SIZE	WEIGHT/PIECE (LBS.)
# 550	WINCHHK750	8,000	0.75”	0.48

Winchline Hooks are NOT designed or suitable for overhead lifting.

X100 WELD-ON BUCKET HOOKS WITH LATCH

SIZE (TONS)	STOCK NUMBER	WORKING LOAD LIMIT (LBS.)	WEIGHT/ PIECE (LBS.)	REPLACEMENT LATCH KITS	
				STOCK NUMBER	WEIGHT/PIECE (LBS.)
1	XBH1T	2,000	1.7	XLKBH1T	0.106
2	XBH2T	4,000	1.9	XLKBH2T	0.229
3	XBH3T	6,000	2.7	XLKBH3T	0.269
5	XBH5T	10,000	5.5	XLKBH5T	0.665
8	XBH8T	16,000	7.25	XLKBH8T	0.713
10	XBH10T	20,000	11.45	XLKBH10T	1.165

RATED FOR OVERHEAD LIFTING

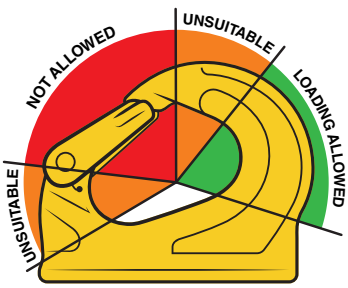



WELD-ON BUCKET HOOK



REPLACEMENT LATCH KIT

X100 WELD-ON LIFTING POINTS

RATED FOR OVERHEAD LIFTING

SIZE (TONS)	STOCK NUMBER	WORKING LOAD LIMIT (LBS.)	WEIGHT/PIECE (LBS.)
1	XWLP1T	2,000	0.9
2	XWLP2T	4,000	1.05
3	XWLP3T	6,000	1.55
5	XWLP5T	10,000	2.6
8	XWLP8T	16,000	4.0
15	XWLP15T	30,000	12.5



WELD-ON LIFTING POINTS

GRADE 70 WELDABLE GRAB HOOKS

NOT FOR OVERHEAD LIFTING

SIZE	STOCK NUMBER	WORKING LOAD LIMIT (LBS.)	WEIGHT/PIECE (LBS.)
5/16”	WG312	4,700	.45
3/8”	WG375	6,600	.80
1/2”	WG500	11,300	1.6



GRADE 70 WELDABLE GRAB HOOK

WELD-ON OR BOLT-ON D-RINGS

NOT FOR OVERHEAD LIFTING

STOCK NUMBER	WORKING LOAD LIMIT (LBS.)	BREAKING STRENGTH (LBS.)	MATERIAL	DESCRIPTION	WEIGHT/ PIECE (LBS.)
DR-500B	3,000	12,000	C-1045	1/2” Forged D-Ring w/ Bolt-On Mounting Bracket	0.5
DR-500	3,000	12,000	C-1045	1/2” Forged D-Ring w/ Weld-On Mounting Bracket	0.5
DR-625	4,500	18,000	C-1045	5/8” Forged D-Ring w/ Weld-On Mounting Bracket	0.7
DR-750	6,625	26,500	C-1045	3/4” Forged D-Ring w/ Weld-On Mounting Bracket	1.0
DR-100	11,750	47,000	C-1045	1” Forged D-Ring w/ Weld-On Mounting Bracket	1.3
DR-100BT	11,750	47,000	C-1045	1” Bent Forged D-Ring w/ Weld On Mounting Bracket	1.3

The rings come with weld-on mounting brackets. Brackets are 1-7/8”wide and 3/8”thick for DR-625 and DR-750, 2” wide and 3/8”thick for DR-100.



WELD-ON



BOLT-ON



BENT

WELD-ON CHAIN RETAINERS

NOT FOR OVERHEAD LIFTING

STOCK NUMBER	BREAKING STRENGTH (LBS.)	DESCRIPTION	WEIGHT/PIECE (LBS.)
CR12000	12,000	Fits 1/4” - 5/16” Chain	0.7
CR25000	25,000	Fits 5/16” - 3/8” Chain	0.9
CR32000	32,000	Fits 3/8” - 1/2” Chain	1.5

Weld-On Chain Retainers are a great weld on chain attachment device for dump truck tailgates and trailer safety chains.



WELD-ON CHAIN RETAINERS

Welding is to be performed by a qualified welder using a qualified procedure in accordance with the American Welding Society.



HIGH TEST CLEVIS GRAB HOOK

HIGH TEST CLEVIS GRAB HOOKS

SELF COLORED, BRIGHT ZINC

CHAIN SIZE	STOCK NUMBER		WORKING LOAD LIMIT (LBS.)	WEIGHT/PIECE (LBS.)
	SELF COLORED	BRIGHT ZINC		
1/4”	HTCG250SC	HTCG250ZP	2,600	0.34
5/16”	HTCG312SC	HTCG312ZP	3,900	0.64
3/8”	HTCG375SC	HTCG375ZP	5,400	1.02
1/2”	HTCG500SC	HTCG500ZP	9,200	2.16
5/8”	HTCG625SC	HTCG625ZP	13,000	3.66
3/4”	-	HTCG750ZP	20,200	6.50

High Test Clevis Grab Hooks are NOT designed or suitable for overhead lifting.



GRADE 70 CLEVIS GRAB HOOK

GRADE 70 CLEVIS GRAB HOOKS

YELLOW CHROMATE

CHAIN SIZE	STOCK NUMBER	WORKING LOAD LIMIT (LBS.)	WEIGHT/PIECE (LBS.)
1/4”	G70CG250	3,500	0.34
5/16”	G70CG312	4,700	0.64
3/8”	G70CG375	6,600	1.02
1/2”	G70CG500	11,300	2.16
5/8”	G70CG625	15,000	3.66

Grade 70 Clevis Grab Hooks are NOT designed or suitable for overhead lifting.



GRADE 80 CLEVIS GRAB HOOK

GRADE 80 CLEVIS GRAB HOOKS

ALLOY TIE-DOWN - YELLOW CHROMATE

CHAIN SIZE	STOCK NUMBER	WORKING LOAD LIMIT (LBS.)	WEIGHT/PIECE (LBS.)
1/4”	G80CG250	3,500	0.34
5/16”	G80CG312	4,500	0.64
3/8”	G80CG375	7,100	1.02
1/2”	G80CG500	12,000	2.16
5/8”	G80CG625	18,100	3.66

Grade 80 Clevis Grab Hooks are NOT designed or suitable for overhead lifting.



HIGH TEST EYE GRAB HOOK

HIGH TEST EYE GRAB HOOKS

SIZE	STOCK NUMBER	WORKING LOAD LIMIT (LBS.)	WEIGHT/PIECE (LBS.)
1/4”	HTEG250	2,600	0.34
5/16”	HTEG312	3,900	0.64
3/8”	HTEG375	5,400	1.02
1/2”	HTEG500	9,200	2.16
5/8”	HTEG625	13,000	3.66

High Test Eye Grab Hooks are NOT designed or suitable for overhead lifting.

HIGH TEST CLEVIS SLIP HOOKS WITH OR WITHOUT LATCH

BRIGHT ZINC

SIZE	STOCK NUMBER		WORKING LOAD LIMIT (LBS.)	WEIGHT/PIECE (LBS.)
	W/O LATCH	W/ LATCH		
1/4”	HTCS250	HTCS250WL	2,600	0.55
5/16”	HTCS312	HTCS312WL	3,900	0.86
3/8”	HTCS375	HTCS375WL	5,400	1.40
1/2”	HTCS500	HTCS500WL	9,200	2.75
5/8”	-	HTCS625WL	13,000	4.75

High Test Clevis Slip Hooks With or Without Latch are NOT designed or suitable for overhead lifting.



HIGH TEST CLEVIS SLIP HOOK

GRADE 70 CLEVIS SLIP HOOKS WITH OR WITHOUT LATCH

YELLOW CHROMATE

SIZE	STOCK NUMBER		WORKING LOAD LIMIT (LBS.)	WEIGHT/PIECE (LBS.)
	W/O LATCH	W/ LATCH		
1/4”	G70CS250	G70CS250WL	3,150	0.55
5/16”	G70CS312	G70CS312WL	4,700	0.86
3/8”	G70CS375	G70CS375WL	6,600	1.40
1/2”	G70CS500	G70CS500WL	11,300	2.75
5/8”	-	G70CS625WL	13,500	4.75

Grade 70 Clevis Slip Hooks With or Without Latch are NOT designed or suitable for overhead lifting.



GRADE 70 CLEVIS SLIP HOOK

GRADE 80 CLEVIS SLIP HOOKS

ALLOY TIE-DOWN - YELLOW CHROMATE

SIZE	STOCK NUMBER	WORKING LOAD LIMIT (LBS.)	WEIGHT/PIECE (LBS.)
1/4”	G80CS250	3,500	0.55
5/16”	G80CS312	4,500	0.86
3/8”	G80CS375	7,100	1.40
1/2”	G80CS500	12,000	2.75
5/8”	G80CS625	18,100	4.75

Grade 80 Clevis Slip Hooks are NOT designed or suitable for overhead lifting.



GRADE 80 CLEVIS SLIP HOOK

HIGH TEST EYE SLIP HOOKS WITH OR WITHOUT LATCH

BRIGHT ZINC

SIZE	STOCK NUMBER		WORKING LOAD LIMIT (LBS.)	WEIGHT/PIECE (LBS.)
	W/O LATCH	W/ LATCH		
1/4”	HTES250	HTES250WL	2,600	0.55
5/16”	HTES312	HTES312WL	3,900	0.86
3/8”	HTES375	HTES375WL	5,400	1.40
1/2”	HTES500	HTES500WL	9,200	2.75

High Test Eye Slip Hooks are NOT designed or suitable for overhead lifting.



HIGH TEST EYE SLIP HOOK WITH LATCH

STAINLESS STEEL HOOK LATCH KITS

HOOK SIZE (TONS)		STOCK NUMBER	COMPATIBLE ITEMS	WEIGHT/ PIECE (LBS.)
CARBON	ALLOY			
-	1	LK1TONA	G70CS250WL, HTCS250WL, HTES312WL	0.015
1	1-1/2	LK1.5TONA	SB2TH	0.021
1-1/2	2	LK2TONA	-	0.021
2	3	LK3TONA	G70CS375WL, HTCS375WL, HTES375WL	0.029
3	5	LK5TONA	G70CS500WL, HTCS500WL, SB4TH	0.057
5	7	LK7TONA	G70CS625WL, HTCS625WL, SB8T6H	0.111
7-1/2	11	LK11TONA	SB12T10H, SB12T8H, SB15T8H	0.133
11	15	LK15TONA	-	0.161
15	22	LK22TONA	-	0.253

Latch Kits are shipped unassembled and individually packaged with instructions.



REPLACEMENT LATCH KIT

X100 X-LATCH KIT FOR CRANE BLOCKS



- Forged Heavy Duty Design
- Two Position Capability as a Locked Latch or Spring Latch
- High Quality Black Powder Coated Finish
- High Quality Zinc Plating on Pins and Hardware
- Stainless Steel Heavy Duty Spring Fatigue Tested to 10,000 Cycles
- Pins and Latches Ductility Tested for Safety
- Compatible as a Replacement Latch For Many Popular Crane Blocks
- Sold in Box Quantities or by the Piece
- Every Latch Sold with Extra Spring and C-Style Retaining Clips/Nuts
- X-Latch Repair Kits available. See information online
- Markings: X100 Branding & Size



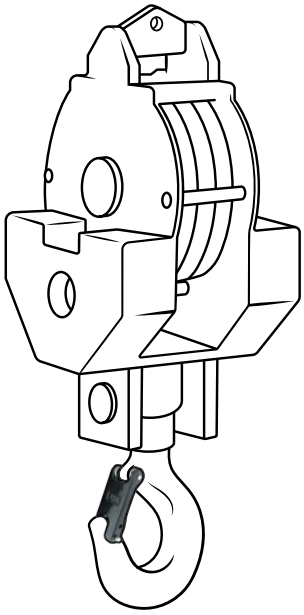

STOCK NUMBER	SIZE (TONS)	WEIGHT/PIECE (LBS.)	QTY/BOX	REPAIR KIT STOCK NUMBER
XLAT5T	5	0.18	100	XLAT5TRK
XLAT7T	7	0.26	100	XLAT7TRK
XLAT15T	15	0.46	50	XLAT15TRK
XLAT22-25T	22-25	1.01	25	XLAT22-25TRK
XLAT30T	30	1.86	15	XLAT30TRK
XLAT40T	40	2.29	10	XLAT40TRK
XLAT55-70T	55-70	5.6	6	XLAT55-70TRK
XLAT80-100T	80-100	8.2	4	XLAT80-100TRK

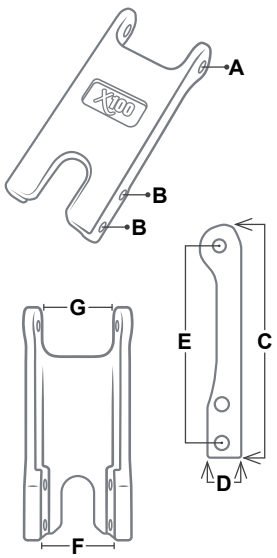

X100 X-LATCH KIT DIMENSIONS

STOCK NUMBER	SIZE (TONS)	DIMENSIONS (IN)								
		A dia.	B dia.	C	D	E	F	G	LOCK PIN (L x W)	SPRING PIN (L x W)
XLAT5T	5	0.17	0.25	2.44	1.02	1.93	0.38	0.59	1.44 X 0.246	1.357 X 0.150
XLAT7T	7	0.20	0.25	3.02	1.02	2.50	0.38	0.59	1.44 X 0.246	1.368 X 0.194
XLAT15T	15	0.25	0.25	3.78	1.21	3.10	0.48	0.64	1.734 X 0.248	1.470 X 0.246
XLAT22-25T	22-25	0.38	0.38	5.17	1.53	4.29	0.65	0.88	2.21 X 0.373	1.793 X 0.373
XLAT30T	30	0.51	0.51	6.38	1.69	5.21	0.62	0.91	2.687 X 0.497	1.979 X 0.498
XLAT40T	40	0.38	0.38	6.56	2.94	5.55	0.98	2.19	3.789 X 0.374	3.25 X 0.372
XLAT55-70T	55-70	0.51	0.51	7.88	4.35	6.75	1.43	3.31	5.356 X 0.498	4.870 X 0.498
XLAT80-100T	80-100	0.76	0.75	9.50	4.39	7.87	1.54	3.31	5.834 X 0.764	4.871 X 0.749

SCAN THIS QR CODE TO VIEW WARNINGS AND INSTRUCTIONS



REPAIR KITS: For Latches 5 & 7 Tons



REPAIR KITS: For Latches 15 Tons or Greater



X100 INTERCHANGEABLE LATCH KITS
PAGE 54



X100 FORGED REPLACEMENT LATCH KITS
PAGE 52



X100 BUCKET HOOK REPLACEMENT LATCH KITS
PAGE 57



X100 X-LATCH KITS FOR CRANE BLOCKS
PAGE 60



X100 REPLACEMENT TRIGGER KITS
PAGE 53



X100 SYNTHETIC ROUND SLING REPLACEMENT LATCH KITS
PAGE 74



SLING HOOK REPLACEMENT LATCH KITS
PAGE 56



STAINLESS STEEL LATCH KITS
PAGE 59

Did you know?

ADVANTAGE Does...

SHACKLES



X100 BOLT TYPE WEB SHACKLE
PAGE 64



X100 ALL ALLOY BOLT TYPE LONG REACH SHACKLE
PAGE 65



X100 ALL ALLOY SCREW PIN ANCHOR SHACKLE
PAGE 64



X100 ALL ALLOY BOLT TYPE ANCHOR SHACKLE
PAGE 64



STAINLESS STEEL SCREW PIN ANCHOR SHACKLE
PAGE 91



STAINLESS STEEL BOLT TYPE ANCHOR SHACKLE
PAGE 91



STAINLESS STEEL SCREW PIN BOW SHACKLE
PAGE 91



X100 SCREW PIN ANCHOR SHACKLE
PAGE 63



X100 ALL ALLOY SCREW PIN LONG REACH SHACKLE
PAGE 65



X100 BOLT TYPE ANCHOR SHACKLE
PAGE 63



X100 SCREW PIN CHAIN SHACKLE
PAGE 64



X100 ROUND PIN ANCHOR SHACKLE
PAGE 63



COMMERCIAL GRADE ANCHOR SHACKLE
PAGE 104

DO NOT EXCEED WORKING LOAD LIMIT.
REFER TO PAGES 7-9 FOR WARNINGS AND CAUTIONS.

X100 SCREW PIN ANCHOR SHACKLES

DROP FORGED, LOAD RATED, HOT GALVANIZED

SIZE	STOCK NUMBER	PIN DIAMETER	WORKING LOAD LIMIT (TONS)	WEIGHT/PIECE (LBS.)
3/16”	XSPA187	1/4”	0.33	.05
1/4”	XSPA250	5/16”	0.50	.12
5/16”	XSPA312	3/8”	0.75	.18
3/8”	XSPA375	7/16”	1.00	.31
7/16”	XSPA437	1/2”	1.50	.49
1/2”	XSPA500	5/8”	2.00	.74
5/8”	XSPA625	3/4”	3.25	1.44
3/4”	XSPA750	7/8”	4.75	2.16
7/8”	XSPA875	1”	6.50	3.37
1”	XSPA100	1-1/8”	8.50	5.30
1-1/8”	XSPA1125	1-1/4”	9.50	7.00
1-1/4”	XSPA1250	1-3/8”	12.00	9.60
1-3/8”	XSPA1375	1-1/2”	13.50	12.6
1-1/2”	XSPA1500	1-3/4”	17.00	17.35
1-3/4”	XSPA1750	2”	25.00	27.8
2”	XSPA200	2-1/4”	35.00	43.0
2-1/2”	XSPA2500	2-3/4”	55.00	83

X100 Screw Pin Anchor Shackles are suitable for overhead lifting. According to Federal Specification RR-C-271G, Type IVA, Grade A, Class 2. Meets ASME B30.26 requirements.



SCREW PIN ANCHOR SHACKLE

X100 BOLT TYPE ANCHOR SHACKLES

DROP FORGED, LOAD RATED, HOT GALVANIZED

SIZE	STOCK NUMBER	PIN DIAMETER	WORKING LOAD LIMIT (TONS)	WEIGHT/PIECE (LBS.)
1/2”	XSAS500	5/8”	2.00	.92
5/8”	XSAS625	3/4”	3.25	1.55
3/4”	XSAS750	7/8”	4.75	2.53
7/8”	XSAS875	1”	6.50	4.24
1”	XSAS100	1-1/8”	8.50	5.88
1-1/8”	XSAS1125	1-1/4”	9.50	7.75
1-1/4”	XSAS1250	1-3/8”	12.00	11.65
1-3/8”	XSAS1375	1-1/2”	13.50	15.15
1-1/2”	XSAS1500	1-3/4”	17.00	18.75
1-3/4”	XSAS1750	2”	25.00	30.45
2”	XSAS200	2-1/4”	35.00	45.70

X100 Bolt Type Anchor Shackles are suitable for overhead lifting. According to Federal Specification RR-C-271G, Type IVA, Grade A, Class 3. Meets ASME B30.26 requirements.



BOLT TYPE ANCHOR SHACKLE

X100 ROUND PIN ANCHOR SHACKLES

DROP FORGED, LOAD RATED, HOT GALVANIZED

SIZE	STOCK NUMBER	PIN DIAMETER	WORKING LOAD LIMIT (TONS)	WEIGHT/PIECE (LBS.)
1/4”	XRPA250	5/16”	0.50	0.13
5/16”	XRPA312	3/8”	0.75	0.18
3/8”	XRPA375	7/16”	1.00	0.25
1/2”	XRPA500	5/8”	2.00	0.50
5/8”	XRPA625	3/4”	3.25	1.50
3/4”	XRPA750	7/8”	4.75	2.32
7/8”	XRPA875	1”	6.50	3.49
1”	XRPA100	1-1/8”	8.50	5.00

X100 Round Pin Anchor Shackles are NOT suitable for overhead lifting. According to Federal Specification RR-C-271G, Type IVA, Grade A, Class 1. Meets ASME B30.26 requirements.



ROUND PIN ANCHOR SHACKLE



ALL ALLOY SCREW PIN ANCHOR SHACKLE

X100 ALL ALLOY SCREW PIN ANCHOR SHACKLES

POWDER COATED BLAZE ORANGE

SIZE	STOCK NUMBER	PIN DIAMETER	WORKING LOAD LIMIT (TONS)	WEIGHT/PIECE (LBS.)
1/4”	XSPAA250	5/16”	0.75	0.10
5/16”	XSPAA312	3/8”	1.25	0.18
3/8”	XSPAA375	7/16”	2.00	0.31
7/16”	XSPAA437	1/2”	2.66	0.49
1/2”	XSPAA500	5/8”	3.33	0.74
5/8”	XSPAA625	3/4”	5.00	1.44
3/4”	XSPAA750	7/8”	7.00	2.16
7/8”	XSPAA875	1”	9.50	3.37
1”	XSPAA100	1-1/8”	12.50	5.30
1-1/8”	XSPAA1125	1-1/4”	15.00	7.40
1-1/4”	XSPAA1250	1-3/8”	18.00	9.60
1-3/8”	XSPAA1375	1-1/2”	21.00	13.50
1-1/2”	XSPAA1500	1-5/8”	30.00	17.35
1-3/4”	XSPAA1750	2”	34.00	27.80

X100 All Alloy Screw Pin Anchor Shackles are suitable for overhead lifting. According to Federal Specification RR-C-271G, Type IVA, Grade B, Class 2. Meets ASME B30.26 requirements.



ALL ALLOY BOLT TYPE ANCHOR SHACKLE

X100 ALL ALLOY BOLT TYPE ANCHOR SHACKLES

POWDER COATED BLAZE ORANGE

SIZE	STOCK NUMBER	PIN DIAMETER	WORKING LOAD LIMIT (TONS)	WEIGHT/PIECE (LBS.)
1/2”	XSASA500	5/8”	3.33	0.8
5/8”	XSASA625	3/4”	5.00	1.4
3/4”	XSASA750	7/8”	7.00	2.4
7/8”	XSASA875	1”	9.50	3.6
1”	XSASA100	1-1/8”	12.50	5.8
1-1/8”	XSASA1125	1-1/4”	15.00	8.0
1-1/4”	XSASA1250	1-3/8”	18.00	10.8
1-3/8”	XSASA1375	1-1/2”	21.00	14
1-1/2”	XSASA1500	1-5/8”	30.00	18.2

X100 All Alloy Bolt Type Anchor Shackles are suitable for overhead lifting. According to Federal Specification RR-C-271G, Type IVA, Grade B, Class 3. Meets ASME B30.26 requirements.



SCREW PIN CHAIN SHACKLE

X100 SCREW PIN CHAIN SHACKLES

DROP FORGED, LOAD RATED, HOT GALVANIZED

SIZE	STOCK NUMBER	PIN DIAMETER	WORKING LOAD LIMIT (TONS)	WEIGHT/PIECE (LBS.)
1/4”	XSPC250	5/16”	0.50	0.11
5/16”	XSPC312	3/8”	0.75	0.18
3/8”	XSPC375	7/16”	1.00	0.30
1/2”	XSPC500	5/8”	2.00	0.59
5/8”	XSPC625	3/4”	3.25	1.27
3/4”	XSPC750	7/8”	4.75	2.60
7/8”	XSPC875	1”	6.50	3.15
1”	XSPC100	1-1/8”	8.50	4.75

X100 Screw Pin Chain Shackles are suitable for overhead lifting. According to Federal Specification RR-C-271G, Type IVB, Grade A, Class 2. Meets ASME B30.26 requirements.



BOLT TYPE WEB SHACKLE

X100 BOLT TYPE WEB SHACKLES

WEB SIZE	STOCK NUMBER	PIN DIAMETER	WORKING LOAD LIMIT (TONS)	WEIGHT/PIECE (LBS.)
3”	XWSB3	0.88”	6-3/4	3.0
4”	XWSB4	0.87”	7-1/4	3.8
5”	XWSB5	1.01”	9-1/2	6.2
6”	XWSB6	1.25”	11-1/4	10.4

X100 Bolt Type Web Shackles are suitable for overhead lifting. Meets ASME B30.26 requirements.

X100® ALL ALLOY LONG REACH SHACKLES

- Suitable for Overhead Lifting
- Meets ASME B30.26 Requirements
- 100% Forged Alloy Steel
- Design Factor of 5:1
- Markings: X100 Brand, Size, Working Load Limit, Traceability
- Extended Bow: Designed for lifting applications that require an extended reach to connect to pick points
- Easily recognizable X100 *BLAZE ORANGE* powder coating which provides protection from corrosion, and enables full exposure of identification markings
- Hot dip galvanized prior to X100 *BLAZE ORANGE* powder coating provides superior corrosion resistance
- Load must be evenly distributed over entire pin
- To achieve full working load limit, 80% minimum pin coverage is required
- NEVER side load or point load pins or bodies

X100 ALL ALLOY SCREW PIN LONG REACH SHACKLES

SIZE	STOCK NUMBER	PIN DIAMETER	WORKING LOAD LIMIT (TONS)	WEIGHT/PIECE (LBS.)	QTY/BOX
5/8”	XLRSP625	0.75”	3.50	2	20
3/4”	XLRSP750	0.88”	5.00	3.2	10
1”	XLRSP100	1.00”	9.50	6.2	6
1-1/4”	XLRSP1250	1.38”	14.00	12	4
1-1/2”	XLRSP1500	1.50”	17.00	19.2	2
1-3/4”	XLRSP1750	2.00”	25.00	30.4	1

X100 All Alloy Screw Pin Long Reach Shackles are suitable for overhead lifting. Meets ASME B30.26 requirements.



ALL ALLOY SCREW PIN LONG REACH SHACKLE

X100 ALL ALLOY BOLT TYPE LONG REACH SHACKLES

SIZE	STOCK NUMBER	PIN DIAMETER	WORKING LOAD LIMIT (TONS)	WEIGHT/PIECE (LBS.)	QTY/BOX
5/8”	XLRSB625	0.75”	3.50	2.2	20
3/4”	XLRSB750	0.88”	5.00	3.6	10
1”	XLRSB100	1.00”	9.50	6.6	6
1-1/4”	XLRSB1250	1.38”	14.00	12.8	4
1-1/2”	XLRSB1500	1.50”	17.00	19.8	2
1-3/4”	XLRSB1750	2.00”	25.00	32.2	1

X100 All Alloy Bolt Type Long Reach Shackles are suitable for overhead lifting. Meets ASME B30.26 requirements.



ALL ALLOY BOLT TYPE LONG REACH SHACKLE



FOR MORE INFORMATION ON X100 SHACKLES BY ADVANTAGE, INCLUDING DIMENSIONS ON ALL PRODUCTS, SEE THE X100 DIGITAL CATALOG.



SPRING HOOK

SPRING HOOKS (UNIVERSAL SNAP) #2450

BRIGHT ZINC

SIZE	STOCK NUMBER	WORKING LOAD LIMIT (LBS.)	WEIGHT/PIECE (LBS.)
3/16”	SPRING187NE	220	0.04
1/4”	SPRING250NE	260	0.07
5/16”	SPRING312NE	500	0.17
3/8”	SPRING375NE	550	0.24
7/16”	SPRING437NE	770	0.29
1/2”	SPRING500NE	1,200	0.55

Spring Hooks are NOT designed or suitable for overhead lifting.



QUICK LINK

RAPID/QUICK LINKS #7350

BRIGHT ZINC

SIZE	STOCK NUMBER	WORKING LOAD LIMIT (LBS.)	WEIGHT/PIECE (LBS.)
1/8”	QL125	220	0.03
3/16”	QL187	660	0.04
1/4”	QL250	880	0.06
5/16”	QL312	1,760	0.15
3/8”	QL375	2,200	0.20
1/2”	QL500	3,300	0.60
5/8”	QL625	4,700	1.40

Quick Links are NOT designed or suitable for overhead lifting.
Wide Jaw Quick Links available upon request.



SWIVELS

SWIVELS

DROP-FORGED, HOT GALVANIZED

SIZE	WORKING LOAD LIMIT (LBS.)	EYE-EYE		EYE-JAW	
		STOCK NUMBER	WEIGHT/PIECE (LBS.)	STOCK NUMBER	WEIGHT/PIECE (LBS.)
1/4”	850	SWIV250EE	0.21	SWIV250EJ	0.25
5/16”	1,250	SWIV312EE	0.38	SWIV312EJ	0.39
3/8”	2,250	SWIV375EE	0.68	SWIV375EJ	0.71
1/2”	3,600	SWIV500EE	1.40	SWIV500EJ	1.43
5/8”	5,200	SWIV625EE	2.50	SWIV625EJ	2.48
3/4”	7,200	SWIV750EE	3.90	SWIV750EJ	3.50
7/8”	10,000	SWIV875EE	6.25	SWIV875EJ	5.87

Swivels are NOT designed or suitable for overhead lifting.
Swivels are NOT designed to rotate under load.



REPAIR LAP LINK

REPAIR LAP LINKS

BRIGHT ZINC

SIZE	STOCK NUMBER	WORKING LOAD LIMIT (LBS.)	WEIGHT/PIECE (LBS.)
1/8”	LL125	190	0.01
3/16”	LL187	240	0.03
1/4”	LL250	400	0.06
5/16”	LL312	950	0.13
3/8”	LL375	1,250	0.26
1/2”	LL500	1,525	0.60

Lap Links are NOT designed or suitable for overhead lifting.

⚠ WARNING **Products on this page are NOT designed or suitable for overhead lifting.**

COLD SHUTS

BRIGHT ZINC

SIZE	STOCK NUMBER	WORKING LOAD LIMIT (LBS.)	WEIGHT/PIECE (LBS.)
3/16”	CS187	525	0.03
1/4”	CS250	750	0.06
5/16”	CS312	1,250	0.11
3/8”	CS375	1,900	0.18
1/2”	CS500	3,500	0.38

Cold Shuts temporarily repair a broken link in proof coil chain. To properly select a Cold Shut size, first find the proof coil chain size. Then, use one size larger Cold Shut for the application.



COLD SHUT

CONNECTING LINKS

BRIGHT ZINC

SIZE	STOCK NUMBER	WORKING LOAD LIMIT (LBS.)	WEIGHT/PIECE (LBS.)
3/16”	CL187	800	0.04
1/4”	CL250	1,325	0.06
5/16”	CL312	1,950	0.10
3/8”	CL375	2,750	0.20
1/2”	CL500	4,750	0.40

Connecting Links are NOT designed or suitable for overhead lifting.



CONNECTING LINK

DOUBLE CLEVISES

GRADE 70

FOR CHAIN SIZE	STOCK NUMBER	WORKING LOAD LIMIT (LBS.)	WEIGHT/PIECE (LBS.)
1/4” - 5/16”	DC250	4,700	0.30
3/8”	DC375	6,600	0.40
7/16” - 1/2”	DC500	11,300	0.98

Double Clevises are NOT designed or suitable for overhead lifting.



DOUBLE CLEVIS

S-HOOKS, STEEL - BRIGHT ZINC

SIZE	STOCK NUMBER	WEIGHT/100 PIECES (LBS.)
.80” X 1”	SHOOK#20	0.32
.091” X 1”	SHOOK#12	0.43
1/8” X 1-1/8”	SHOOK#498	0.74
1/8” X 1-3/8”	SHOOK#40	1.2
1/8” X 1-1/2”	SHOOK125	1.2
3/16” X 1.4”	SHOOK#9	2.23
.187” X 1.9”	SHOOK#60	3.34
3/16” X 3”	SHOOK187	5
1/4” X 2-1/4”	SHOOK#80	7.7
.312” X 3”	SHOOK#100	1.44

S-Hooks are NOT designed or suitable for overhead lifting.



S-HOOK

⚠ WARNING **Products on this page are NOT designed or suitable for overhead lifting.**



ADVANT-EDGE®

EDGE PROTECTED WEB PRODUCTS

by ADVANTAGE



EDGE PROTECTION

Over time, the edges of webbing become a vulnerable part of the sling that take wear and tear. With the reinforced edge protection system of ADVANT-EDGE®, the material offers a level of protection against wear that is greater than standard polyester slings, providing end-users with a superior product.

ADVANT-EDGE® is engineered for superior durability. The edge protection features a more durable **primary edge polymer** (A), and additional **edge protective threads inside the body** (B).





SCAN TO VIEW ONLINE



CONTACT YOUR SALES REPRESENTATIVE FOR MORE INFORMATION

DO NOT EXCEED WORKING LOAD LIMIT.
REFER TO PAGES 7-9 FOR WARNINGS AND CAUTIONS.

WE CAN HELP YOU WITH...



NARROW ONES AND WIDE ONES



THICK ONES AND THIN ONES



HIGH VOLUME



LONG ONES AND SHORT ONES



CUSTOM COLORS



CARGO CONTROL



CUSTOM TIE-DOWNS

Lengths from 18” to 30’ plus.

Twisted Eye Slings retain the same rated capacity as Flat Eye Slings.

All slings and bridles can be fitted with wear pads and sleeves.
Wear Sleeves: Wear Sleeves have the ability to slide and move the protection at various points, or can be sewn on to the body of the sling. SLIDING SLEEVES are removable from the sling. READY SLEEVES are sewn with ’Velcro’ to accommodate fast and easy installation & removal. They are perfect for slings with hardware.

Sleeves are available in protective pad webbing, leather, or felt in all widths.

NYLON & POLYESTER SLINGS - FLAT EYE & TWISTED EYE

PLY	WEB WIDTH	RATED CAPACITY (LBS.)			STOCK NUMBER			
		VERTICAL	CHOKER	BASKET	NYLON		POLYESTER	
					FLAT	TWISTED	FLAT	TWISTED
ONE PLY	1”	1,600	1,280	3,200	EE1-901	TE1-901	EE1P901	TE1P901
	2”	3,200	2,560	6,400	EE1-902	TE1-902	EE1P902	TE1P902
	3”	4,800	3,840	9,600	EE1-903	TE1-903	EE1P903	TE1P903
	4”	6,400	5,120	12,800	EE1-904	TE1-904	EE1P904	TE1P904
	6”	9,600	7,680	19,200	EE1-906	TE1-906	EE1P906	TE1P906
	8”	12,800	10,240	25,600	EE1-908	TE1-908	EE1P908	TE1P908
	10”	16,000	12,800	32,000	EE1-910	TE1-910	EE1P910	TE1P910
	12”	19,200	15,360	38,400	EE1-912	TE1-912	EE1P912	TE1P912
TWO PLY	1”	3,200	2,560	6,400	EE2-901	TE2-901	EE2P901	TE2P901
	2”	6,400	5,120	12,800	EE2-902	TE2-902	EE2P902	TE2P902
	3”	9,600	7,680	19,200	EE2-903	TE2-903	EE2P903	TE2P903
	4”	12,800	10,240	25,600	EE2-904	TE2-904	EE2P904	TE2P904
	6”	16,320	13,056	32,640	EE2-906	TE2-906	EE2P906	TE2P906
	8”	22,700	18,200	45,400	EE2-908	TE2-908	EE2P908	TE2P908
	10”	28,400	22,700	56,800	EE2-910	TE2-910	EE2P910	TE2P910
	12”	32,640	26,100	65,280	EE2-912	TE2-912	EE2P912	TE2P912
THREE PLY	1”	4,100	3,300	8,200	EE3-901	TE3-901	EE3P901	TE3P901
	2”	8,200	6,600	16,400	EE3-902	TE3-902	EE3P902	TE3P902
	3”	12,300	9,900	24,600	EE3-903	TE3-903	EE3P903	TE3P903
	4”	15,300	12,200	30,600	EE3-904	TE3-904	EE3P904	TE3P904
	6”	22,900	18,300	45,800	EE3-906	TE3-906	EE3P906	TE3P906
	8”	30,600	24,500	61,200	EE3-908	TE3-908	EE3P908	TE3P908
	10”	38,200	30,600	76,400	EE3-910	TE3-910	EE3P910	TE3P910
	12”	45,900	36,700	91,700	EE3-912	TE3-912	EE3P912	TE3P912
FOUR PLY	1”	6,400	5,120	12,800	EE4-901	TE4-901	EE4P901	TE4P901
	2”	12,800	10,240	25,600	EE4-902	TE4-902	EE4P902	TE4P902
	3”	19,200	15,360	38,400	EE4-903	TE4-903	EE4P903	TE4P903
	4”	25,600	20,480	51,200	EE4-904	TE4-904	EE4P904	TE4P904
	6”	32,640	26,100	65,280	EE4-906	TE4-906	EE4P906	TE4P906
	8”	45,400	36,400	90,800	EE4-908	TE4-908	EE4P908	TE4P908
	10”	53,300	42,640	106,600	EE4-910	TE4-910	EE4P910	TE4P910
	12”	61,200	48,900	122,300	EE4-912	TE4-912	EE4P912	TE4P912

TYPE 3 & TYPE 4, CLASS 7 WEBBING



FLAT
EYE & EYE - TYPE 3

Web slings made with a flat loop eye on each end with loop eye opening on same place as sling body. This type of sling is sometimes called a flat eye and eye, eye and eye, or double eye.



TWISTED
EYE & EYE - TYPE 4

Web slings made with both loop eyes turned to form a loop eye which is a right angle to the plane of the sling body. This type of sling is commonly referred to as a twisted eye sling.



TAPERED
EYE & EYE

A tapered eye offers the same working load limit with a slimmer profile in the eye. This slimmer profile allows the eye to fit most hooks. Slings with widths of 3” or greater come standard with a tapered eye.

NYLON & POLYESTER SLINGS - ENDLESS

TYPE 5, CLASS 7 WEBBING

PLY	WEB WIDTH	RATED CAPACITY (LBS.)			STOCK NUMBER	
		VERTICAL	CHOKER	BASKET	NYLON	POLYESTER
ONE PLY	1”	3,200	2,560	6,400	EN1-901	EN1P901
	2”	6,400	5,120	12,800	EN1-902	EN1P902
	3”	9,600	7,680	19,200	EN1-903	EN1P903
	4”	12,800	10,240	25,600	EN1-904	EN1P904
	6”	16,320	13,050	32,640	EN1-906	EN1P906
	8”	22,700	18,200	45,400	EN1-908	EN1P908
	10”	28,400	22,700	56,800	EN1-910	EN1P910
	12”	32,640	26,100	65,280	EN1-912	EN1P912
TWO PLY	1”	6,400	5,120	12,800	EN2-901	EN2P901
	2”	12,800	10,240	25,600	EN2-902	EN2P902
	3”	19,200	15,360	38,400	EN2-903	EN2P903
	4”	25,600	20,480	51,200	EN2-904	EN2P904
	6”	32,640	26,100	65,280	EN2-906	EN2P906
	8”	45,400	36,400	90,800	EN2-908	EN2P908
	10”	53,300	42,640	106,600	EN2-910	EN2P910
	12”	61,200	48,900	122,300	EN2-912	EN2P912

Protective webbing sleeves can be placed on any part of type 3 & 4 slings as well as type 5 (endless) slings.

We sew synthetic slings to your specifications. Please call with any custom requirements.

Endless web slings are the most practical type for many hoisting applications. They can be used for both a choker or basket sling.



ENDLESS SLING TYPE 5

REVERSED EYE

PLY	SLING WIDTH	RATED CAPACITY (LBS.)			STOCK NUMBER
		VERTICAL	CHOKER	BASKET	
TWO PLY	2”	6,500	5,200	13,000	RE2-902
	4”	13,000	10,400	26,000	RE2-904
	6”	23,400	18,720	46,800	RE2-906

The thickness of 2 ply reverse eye slings are 1/2”.

Reversed eye web slings are the best general purpose nylon sling available. Eyes can be turned to either side to increase sling life.



REVERSED EYE SLING TYPE 6

ORDERING SLINGS BY STOCK NUMBER

Specify Sling Length (in feet) After Stock Number

1) Select the sling type best suited:

Triangle-Choker	TC
Triangle-Triangle	TT
Flat Eye-Eye	EE
Endless	EN
Bridle	

2) Determine number of plys and widths required at top rated capacity needed.
3) Add lengths to our part number.

Example:

EE 2 - 90 2 X 12

- EE — Sling Type
- 2 — No. of Body Plys
- 90 — Sling & Web Construction
- X — Sling Width (In inches)
- 12 — Bearing to Bearing Length (in feet)

NYLON & POLYESTER BRIDLE SLINGS

STOCK NUMBER	WEB WIDTH	WEB PLY	NUMBER OF LEGS	RATED CAPACITY (LBS.)				SIZE (IN)	SIZE (TONS)	SIZE (IN)
				VERTICAL	60˚	45˚	30˚	GRADE 100 OBLONG LINK	EYE HOIST HOOK	GRADE 100 EYE SELF LOCKING HOOK
EE1-901	1”	1	Single	1,600	-	-	-	1/2”	1	9/32”
	1”	1	Double	-	2,700	2,200	1,600	1/2”	1	9/32”
	1”	1	Triple	-	4,100	3,300	2,400	3/4”	1	9/32”
	1”	1	Quad	-	5,500	4,500	3,200	1”	1	9/32”
EE2-901	1”	2	Single	3,200	-	-	-	1/2”	2	9/32”
	1”	2	Double	-	5,400	4,400	3,200	3/4”	2	9/32”
	1”	2	Triple	-	8,200	6,700	4,800	3/4”	2	9/32”
	1”	2	Quad	-	10,500	8,400	6,000	1”	2	9/32”
EE1-902	2”	1	Single	3,200	-	-	-	1/2”	2	9/32”
	2”	1	Double	-	5,400	4,400	3,200	3/4”	2	9/32”
	2”	1	Triple	-	8,200	6,700	4,800	3/4”	2	9/32”
	2”	1	Quad	-	10,500	8,400	6,000	1”	2	9/32”
EE2-902	2”	2	Single	6,400	-	-	-	3/4”	5	3/8”
	2”	2	Double	-	11,000	8,900	6,000	1”	5	3/8”
	2”	2	Triple	-	16,500	13,400	9,600	1”	5	3/8”
	2”	2	Quad	-	21,500	17,500	12,500	1-1/4”	5	3/8”
EE1-903	3”	1	Single	4,800	-	-	-	1/2”	3	5/16”
	3”	1	Double	-	8,300	6,700	4,800	3/4”	3	5/16”
	3”	1	Triple	-	12,700	10,100	7,200	7/8”	3	5/16”
	3”	1	Quad	-	16,600	13,500	9,600	1”	3	5/16”
EE2-903	3”	2	Single	9,600	-	-	-	3/4”	7	1/2”
	3”	2	Double	-	16,600	13,500	9,600	1”	7	1/2”
	3”	2	Triple	-	24,900	20,300	14,400	1-1/4”	7	1/2”
	3”	2	Quad	-	33,200	27,100	19,200	1-1/2”	7	1/2”
EE1-904	4”	1	Single	6,400	-	-	-	5/8”	5	3/8”
	4”	1	Double	-	11,000	9,000	6,400	7/8”	5	3/8”
	4”	1	Triple	-	16,600	13,500	9,600	1”	5	3/8”
	4”	1	Quad	-	22,100	18,000	12,800	1”	5	3/8”
EE2-904	4”	2	Single	12,800	-	-	-	7/8”	7	5/8”
	4”	2	Double	-	22,100	18,000	12,800	1”	7	5/8”
	4”	2	Triple	-	33,200	27,100	19,200	1-1/2”	7	5/8”
	4”	2	Quad	-	44,300	36,200	25,600	1-1/2”	7	5/8”

All slings are sewn in-house and are customizable.

⚠ WARNING **Do not exceed rated capacities. Sling tension increases as the angle from horizontal decreases. Slings should not be used at angles of less than 30°.**



ORDERING BRIDLE SLINGS

Bottom Attachment
S - (Sling Hook)
O - (Oblong)

Master Link
O - (Oblong)

Number of Legs
S - (Single - 1)
D - (Double - 2)
T - (Triple - 3)
Q - (Quad - 4)

Example: **S O S - EE 2 - 90 2 X 12**

Sling Type

No. of Body Plys

Sling & Web Construction

Bearing to Bearing Length (In feet)

Sling Width (In inches)

⚠ WARNING **See more Sling Warnings & Cautions and Criteria for Removal from Service on page 114.**

ATTACHED EYE WIDE BODY SLINGS

PLY	STOCK NUMBER	WORKING LOAD LIMIT (LBS.) BASKET HITCHES			EYE WIDTH (IN)	EYE LENGTH (IN)	BODY WIDTH (IN)	MIN. SLING LENGTH (FT)
		90°	60°	45°				
1	WLAE1-906	5,000	4,330	3,530	1”	12”	6”	4’
2	WLAE2-906	10,000	8,660	7,070	1”	12”	6”	4’
1	WLAE1-908	5,000	4,330	3,530	1”	12”	8”	4’
2	WLAE2-908	10,000	8,660	7,070	1”	12”	8”	4’
1	WLAE1-912	10,000	8,660	7,070	2”	15”	12”	5’
2	WLAE2-912	18,000	15,580	12,720	2”	15”	12”	5’
1	WLAE1-916	10,000	8,660	7,070	2”	18”	16”	6’
2	WLAE2-916	18,000	15,580	12,720	2”	18”	16”	6’
1	WLAE1-924	10,000	8,660	7,070	2”	24”	24”	8’
2	WLAE2-924	18,000	15,580	12,720	2”	24”	24”	8’

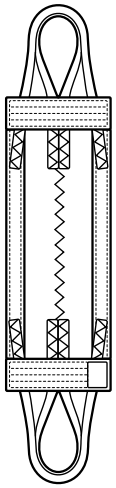

ATTACHED EYE

LIGHT DUTY WIDE BODY SLINGS

PLY	STOCK NUMBER	WORKING LOAD LIMIT (LBS.) BASKET HITCHES			EYE WIDTH (IN)	EYE LENGTH (IN)	BODY WIDTH (IN)	MIN. SLING LENGTH (FT)
		90°	60°	45°				
1	WLLD1-906	3,000	2,590	2,120	1”	12”	6”	3’
2	WLLD2-906	6,000	5,190	4,240	1”	12”	6”	3’
1	WLLD1-908	3,000	2,590	2,120	1”	12”	8”	3’
2	WLLD2-908	6,000	5,190	4,240	1”	12”	8”	3’
1	WLLD1-912	5,000	4,330	3,530	2”	15”	12”	4’
2	WLLD2-912	10,000	8,660	7,070	2”	15”	12”	4’
1	WLLD1-916	5,000	4,330	3,530	2”	18”	16”	5’
2	WLLD2-916	10,000	8,660	7,070	2”	18”	16”	5’
1	WLLD1-924	5,000	4,330	3,530	2”	24”	24”	6’
2	WLLD2-924	10,000	8,660	7,070	2”	24”	24”	6’

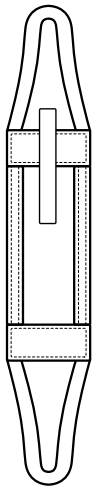

LIGHT DUTY

CONTINUOUS EYE WIDE BODY SLINGS

CARGO INTEGRAL EYE

PLY	STOCK NUMBER	WORKING LOAD LIMIT (LBS.) BASKET HITCHES			EYE WIDTH (IN)	EYE LENGTH (IN)	BODY WIDTH (IN)	MIN. SLING LENGTH (FT)
		90°	60°	45°				
1	WLCE1-906	16,320	14,100	11,500	1.5”	12”	6”	4’
2	WLCE2-906	32,640	28,200	23,000	1.5”	12”	6”	4’
1	WLCE1-908	22,700	19,600	16,000	2”	12”	8”	4’
2	WLCE2-908	45,400	39,300	32,000	2”	12”	8”	4’
1	WLCE1-912	32,640	28,200	23,000	3”	18”	12”	5’
2	WLCE2-912	61,200	52,900	43,200	3”	18”	12”	5’
1	WLCE1-916	45,400	39,300	32,000	4”	24”	16”	6’
2	WLCE2-916	82,000	71,000	57,900	4”	24”	16”	6’
1	WLCE1-924	61,200	52,900	43,200	6”	30”	24”	8’
2	WLCE2-924	108,000	93,500	76,300	6”	30”	24”	8’

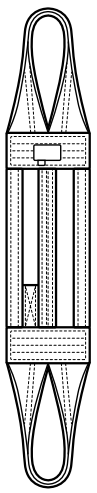

CONTINUOUS EYE

⚠ WARNING **Do not exceed working load limit.**

See more Sling Warnings & Cautions and Criteria for Removal from Service on page 114.



ENDLESS ROUND SLINGS

COLOR	STOCK NUMBER	APPROX. DIAMETER (NO LOAD)	RATED CAPACITY (LBS.)		
			VERTICAL	CHOKER	BASKET
Purple	ENR1-2600	0.875”	2,600	2,100	5,200
Green	ENR2-5300	1.125”	5,300	4,200	10,600
Yellow	ENR3-8400	1.250”	8,400	6,700	16,800
Tan	ENR4-10600	1.375”	10,600	8,500	21,200
Red	ENR5-13200	1.500”	13,200	10,600	26,400
White	ENR6-16800	1.625”	16,800	13,400	33,600
Blue	ENR7-21200	1.875”	21,200	17,000	42,400
Gray	ENR8-25000	2.125”	26,000	20,800	52,000
Gray	ENR9-31000	2.250”	31,000	24,800	62,000
Orange	ENR10-40000	2.500”	40,000	32,000	80,000
Brown	ENR11-53000	3.125”	53,000	42,400	106,000
Olive	ENR12-66000	3.750”	66,000	52,800	132,000
Black	ENR13-90000	4.375”	90,000	72,000	180,000

Inquire about lengths desired.



SYNTHETIC ROUND SLING HOOKS

X100 SYNTHETIC ROUND SLING HOOKS WITH LATCH

STOCK NUMBER	COLOR	WORKING LOAD LIMIT (LBS.)	WEIGHT/PIECE (LBS.)
XE1HK	Purple	2,600	1.61
XE2HK	Green	5,300	2.65
XE3HK	Yellow	8,400	4.85
XE5HK	Red	13,200	9.9



REPLACEMENT LATCH KIT

X100 SYNTHETIC ROUND SLING HOOK REPLACEMENT LATCH KITS

STOCK NUMBER	FITS HOOK COLOR	FINISH	WEIGHT/PIECE (LBS.)
XLKE1	Purple	Zinc Plated	0.10
XLKE2	Green	Zinc Plated	0.20
XLKE3	Yellow	Zinc Plated	0.30
XLKE5	Red	Zinc Plated	0.40

SEE THE X100 CATALOG

FOR DIMENSIONS AND WORKING LOAD LIMIT SPECIFICATIONS

HIGH PERFORMANCE ENDLESS ROUND SLINGS

COLOR SLEEVE	STOCK NUMBER	WORKING LOAD LIMIT (LBS.)				MINIMUM LENGTH (FT)	BODY DIAMETER	WEIGHT/FT (LBS.)
		VERTICAL	CHOKER	BASKET AT 90°	BASKET AT 45°			
Green	HPENR10	10,000	8,000	20,000	14,000	3	0.875”	0.33
Yellow	HPENR20	20,000	16,000	40,000	28,000	3	1.125”	0.47
Tan	HPENR30	30,000	24,000	60,000	42,000	3	1.250”	0.66
Red	HPENR40	40,000	32,000	80,000	56,000	3	1.375”	0.80
White	HPENR50	50,000	40,000	100,000	70,000	3	1.500”	1.08
Blue	HPENR60	60,000	48,000	120,000	84,000	3	1.625”	1.31
Gray	HPENR70	70,000	56,000	140,000	98,000	3	1.875”	1.55
Gray	HPENR80	80,000	64,000	160,000	113,000	5	2.125”	1.74
Orange	HPENR90	90,000	72,000	180,000	127,000	5	2.250”	1.93
Orange	HPENR100	100,000	80,000	200,000	141,000	5	2.500”	2.16
Brown	HPENR125	125,000	100,000	250,000	176,000	5	3.125”	2.82
Black (6.5”)	HPENR150	150,000	120,000	300,000	210,000	5	3.750”	3.53
Olive	HPENR175	175,000	140,000	350,000	240,000	5	4.375”	4.32
Black (8”)	HPENR200	200,000	160,000	400,000	280,000	5	5.250”	5.45










CHAIN/WEB COMBO SLINGS



TOWING AND TIE-DOWN STRAPS



EXPANSIVE INVENTORY



CUSTOM BRIDLE WITH J-HOOKS



READY SLING CORNER PROTECTOR



WEB SLING CONNECTOR



DRUM LIFTER



2" & 4" RUBBER CORNER PROTECTOR



HOIST HOOK WITH LATCH



NYLON/POLYESTER PROTECTIVE SLEEVE



LEATHER QUICK RELEASE PROTECTIVE SLEEVE



TEXTURED NYLON/POLYESTER QUICK RELEASE PROTECTIVE SLEEVE



READY PROTECTIVE SLEEVE



PROTECTIVE TOW STRAP



WHEEL NET



ALUMINUM TYPE 1 TRIANGLE CHOKER



RECOVERY STRAP



STEEL TYPE 1 TRIANGLE CHOKER

X100 BARREL HOOKS

SIZE (TONS)	STOCK NUMBER	WORKING LOAD LIMIT (LBS.)	WEIGHT/PIECE (LBS.)
1	XBRLHK1T	2,000	1.5



BARREL HOOK



BARREL SLING



SELF CHOKING BRIDLE

X100



TWO-LEGGED BRIDLE



TOOL BAG SLING



5 GALLON BUCKET LIFTER



TREE TOTE SLING



CUSTOM TAGGING



DUAL REACH SLING



TYPE 2 TRIANGLE-TRIANGLE

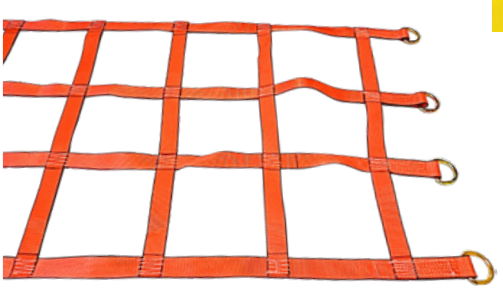

V DOOR NET



COLOR SAMPLES

IF YOU CAN DREAM IT, WE CAN SEW IT!

Did you know?

ADVANTAGE

BINDER CHAIN





BULK CHAIN



GRADE 100



GRADE 80



GRADE 70

HOOKS



CLEVIS GRAB



CLEVIS SLIP



CLEVIS SLIP W/ LATCH



X100 CLEVIS GRAB WITHOUT CRADLE

D-RINGS



WELD-ON



BOLT-ON



BENT

LOAD BINDERS



LOK-DOWN® Series



LEVER BINDER

GOLD TIP®

PREMIUM CARGO CONTROL



GOLD TIP Series



GOLD TIP Series
FOLDING HANDLE

DO NOT EXCEED WORKING LOAD LIMIT.
REFER TO PAGES 7-9 FOR WARNINGS AND CAUTIONS.

Does... CARGO CONTROL

STRAPS



J-HOOKS



VINYL S-HOOK



FLAT HOOKS

CHAIN GRAB HOOKS



SHORT TAIL RATCHET

ZINC WIRE J-HOOK

TRUCK & TRAILER PARTS



TRUCK WINCHES



RATCHETING WINCH BARS



RUBBER TARP STRAPS



WINCH BARS

SEE THE GOLD TIP CATALOG
TO VIEW ALL PRODUCT INFORMATION
INCLUDING DIMENSIONS AND WORKING
LOAD LIMIT SPECIFICATIONS FOR EACH

DO NOT EXCEED WORKING LOAD LIMIT.
REFER TO PAGES 7-9 FOR WARNINGS AND CAUTIONS.

GOLD TIP
PREMIUM RATCHET LOAD BINDERS

GOLD TIP Series
ONE PIECE HANDLE



STOCK NUMBER & CHAIN SIZE
GT7300 5/16" - 3/8"
GT8800 5/16" - 3/8"
GT12000 3/8" - 1/2"
GT13000 1/2" - 5/8"

GOLD TIP LITE Series
ONE PIECE HANDLE



STOCK NUMBER & CHAIN SIZE
GT3500L 3/16" - 1/4"
GT4700L 1/4" - 5/16"
GT7100L 5/16" - 3/8"
GT11300L 3/8" - 1/2"

GOLD TIP Series
FOLDING HANDLE

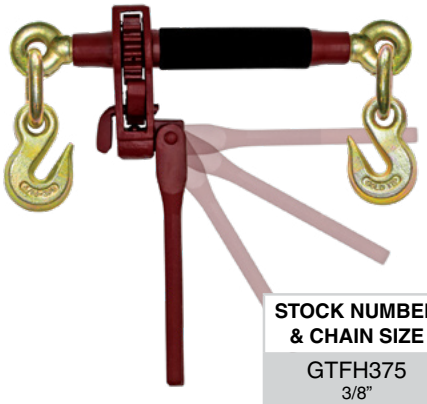

STOCK NUMBER & CHAIN SIZE
GTFH375 3/8"
GTFH500 1/2"
GTFH625 5/8"

LOK-DOWN® Series
TWO PIECE HANDLE



STOCK NUMBER & CHAIN SIZE
LKD8800 5/16" - 3/8"
LKD12000 3/8" - 1/2"
LKD18100 1/2" - 5/8"

BIG-FOOT® Series
ONE PIECE HANDLE - PREMIUM HIGH CAPACITY



Designed for EXTREME loads

STOCK NUMBER & CHAIN SIZE
BFT15000 3/8" - 1/2"
BFT16000 1/2" - 5/8"



SEE THE GOLD TIP CATALOG
TO VIEW ALL PRODUCT INFORMATION INCLUDING DIMENSIONS AND WORKING LOAD LIMIT SPECIFICATIONS FOR EACH

GOLD TIP
PREMIUM LEVER LOAD BINDERS

LEVER TYPE



STOCK NUMBER & CHAIN SIZE
LBNDR3150 1/4”
LBNDR7100 5/16” - 3/8”
LBNDR9200 3/8” - 1/2”

SAFETY RECOILLESS



STOCK NUMBER & CHAIN SIZE
LBNDR6600RECOIL 5/16” - 3/8”
LBNDR9200RECOIL 3/8” - 1/2”

CLAW-CLAW



STOCK NUMBER & CHAIN SIZE
LBNDR6600CC 5/16” - 3/8”

COMPRESSION SPRING



STOCK NUMBER & CHAIN SIZE
LBNDR6600SPRING 5/16” - 3/8”
LBNDR9200SPRING 3/8” - 1/2”

LIGHT DUTY



STOCK NUMBER & CLASSIFICATION
LBNDR375LD Utility 375 lbs. WLL

SEE THE GOLD TIP CATALOG
TO VIEW ALL PRODUCT INFORMATION INCLUDING DIMENSIONS AND WORKING LOAD LIMIT SPECIFICATIONS FOR EACH





GRADE 70 CHAIN

GRADE 70 CHAIN

YELLOW ZINC

SIZE	STOCK NUMBER	FEET/DRUM OR PAIL	WORKING LOAD LIMIT (LBS.)	WEIGHT/FOOT (LBS.)
1/4"	G70250	400', 800'	3,150	0.63
5/16"	G70312	275', 550'	4,700	0.93
3/8"	G70375	200', 400'	6,600	1.41
1/2"	G70500	100', 200'	11,300	2.4
5/8"	G70625	75', 150'	15,800	3.53
1/4"	G70250X133	133' Pail	3,150	0.63
5/16"	G70312X92	92' Pail	4,700	0.93
3/8"	G70375X66	66' Pail	6,600	1.41
1/2"	G70500X33	33' Pail	11,300	2.4

Custom lengths available upon request.
Grade 70 Chain is NOT designed or suitable for overhead lifting.



GRADE 70 BINDER CHAIN

GRADE 70 TRANSPORT BINDER CHAINS WITH GRAB HOOKS

SIZE	STOCK NUMBER	GRADE/FINISH	WORKING LOAD LIMIT (LBS.)	PIECES/ DRUM	WEIGHT/PIECE (LBS.)
5/16" X 16'	G70BC312X16	Gr 70/Yellow Zinc	4,700	25	16
5/16" X 20'	G70BC312X20	Gr 70/Yellow Zinc	4,700	25	23
5/16" X 25'	G70BC312X25	Gr 70/Yellow Zinc	4,700	20	26
3/8" X 10'	G70BC375X10	Gr 70/Yellow Zinc	6,600	30	17
3/8" X 12'	G70BC375x12	Gr 70/Yellow Zinc	6,600	30	20
3/8" X 14'	G70BC375x14	Gr 70/Yellow Zinc	6,600	25	23
3/8" X 16'	G70BC375X16	Gr 70/Yellow Zinc	6,600	25	26
3/8" X 20'	G70BC375X20	Gr 70/Yellow Zinc	6,600	20	32
3/8" X 25'	G70BC375X25	Gr 70/Yellow Zinc	6,600	15	37
1/2" X 10'	G70BC500X10	Gr 70/Yellow Zinc	11,300	10	46
1/2" X 20'	G70BC500X20	Gr 70/Yellow Zinc	11,300	10	52
1/2" X 25'	G70BC500X25	Gr 70/Yellow Zinc	11,300	5	65

Custom lengths and hooks available upon request.
Grade 70 Transport Binder Chains with Grab Hooks are NOT designed or suitable for overhead lifting.



GRADE 80 BINDER CHAIN

GRADE 80 BINDER CHAINS WITH GRAB HOOKS

SIZE	STOCK NUMBER	GRADE/FINISH	WORKING LOAD LIMIT (LBS.)	PIECES/DRUM	WEIGHT/PIECE (LBS.)
5/16" X 16'	G80BC312X16	Gr 80/Black Lacquer	4,500	25	16
5/16" X 20'	G80BC312X20	Gr 80/Black Lacquer	4,500	25	23
3/8" X 16'	G80BC375X16	Gr 80/Black Lacquer	7,100	25	26
3/8" X 20'	G80BC375X20	Gr 80/Black Lacquer	7,100	20	32
1/2" X 20'	G80BC500X20	Gr 80/Black Lacquer	12,000	10	52

Additional sizes available. Custom lengths and hooks available upon request. Larger sizes available upon request.
Grade 80 Binder Chains with Grab Hooks are NOT designed or suitable for overhead lifting.
For cargo control only.



GRADE 100 BINDER CHAIN

X100 GRADE 100 BINDER CHAINS WITH GRAB HOOKS

HOOKS WITHOUT CRADLES

SIZE	STOCK NUMBER	GRADE/FINISH	WORKING LOAD LIMIT (LBS.)	PIECES/ DRUM	WEIGHT/ PIECE (LBS.)
5/16" x 16'	X1BC312X16	Gr 100/Powder Coated	5,700	25	16
5/16" x 20'	X1BC312X20	Gr 100/Powder Coated	5,700	25	23
3/8" x 16'	X1BC375X16	Gr 100/Powder Coated	8,800	25	26
3/8" x 20'	X1BC375X20	Gr 100/Powder Coated	8,800	20	32
1/2" x 20'	X1BC500X20	Gr 100/Powder Coated	15,000	10	52

Additional sizes available.

TRUCK WINCHES

STOCK NUMBER	DESCRIPTION	SIZE	LENGTH	WIDTH	HEIGHT	TRAILER MOUNT POSITION	WEIGHT/PIECE (LBS.)
TWBO	4" Bolt-On	Standard	4-7/8"	5-5/16"	3-9/16"	Bottom	10
TWBOLP	4" Bolt-On	Low Profile	4-7/8"	4-5/16"	4"	Side	9
TWSN	4" Sliding	Standard	5"	5-1/2"	4"	Bottom	11
TWWO	4" Weld-On	Standard	4-7/8"	5-5/16"	3-9/16"	Bottom	8
TWWOLP	4" Weld-On	Low Profile	4-7/8"	4-5/16"	4"	Bottom	7
TWWOH	4" Weld-On	Deep Pocket	5"	7"	4"	Bottom	11



STANDARD WINCH BARS

STOCK NUMBER	FINISH	LENGTH	WEIGHT/PIECE (LBS.)
WB1	Painted Black	32"	5
WC2	Chrome Plated	32"	5


BLACK


CHROME

COMBINATION WINCH BARS

STOCK NUMBER	FINISH	LENGTH	WEIGHT/PIECE (LBS.)
WB3	Painted Black	35"	6
WC3	Chrome Plated	35"	6


BLACK


CHROME

RATCHETING WINCH BARS

STOCK NUMBER	FINISH	LENGTH	WEIGHT/PIECE (LBS.)
GTWBR-H15	Powder Coated	15"	5
GTWBR-H28	Powder Coated	28"	11


15" RATCHETING WINCH BAR


28" RATCHETING WINCH BAR




RUBBER CORNER PROTECTOR

CORNER PROTECTORS

STOCK NUMBER	DESCRIPTION	WEIGHT/PIECE (LBS.)
4CP	Plastic Corner Protector for 2", 3", and 4" webbing	0.4
2RP	Rubber Corner Protector for 2" webbing	0.5
4RP	Rubber Corner Protector for 3" and 4" webbing	1.2


PLASTIC CORNER PROTECTOR


VINYL S-HOOKS

1" POLYESTER RATCHET TIE-DOWNS

S-HOOKS OR J-HOOKS

SIZE	STOCK NUMBER	COLOR	END FITTING	WORKING LOAD LIMIT (LBS.)	WEIGHT/PIECE (LBS.)
1" X 8'	S1R8-3	Yellow	Black Vinyl S-Hooks	1,000	1.8
1" X 8'	S1R8-3BLK	Black	Black Vinyl S-Hooks	1,000	1.8
1" X 12'	S1R12-3	Yellow	Black Vinyl S-Hooks	1,000	2.0
1" X 15'	S1R15-3	Yellow	Black Vinyl S-Hooks	1,000	2.3
1" X 15'	S1R15-3BLK	Black	Black Vinyl S-Hooks	1,000	2.3
1" X 15'	S1R15-3BLU	Blue	Black Vinyl S-Hooks	1,000	2.3
1" X 15'	JH1R15-3	Yellow	Yellow Zinc Wire J-Hooks	1,000	2.3

1" Polyester Ratchet Tie-Downs are NOT designed or suitable for overhead lifting.
Custom sizes available from our in-house sew shop.


ZINC WIRE J-HOOKS


VINYL S-HOOKS

2" YELLOW POLYESTER RATCHET TIE-DOWNS

FLAT HOOKS, CHAIN GRABS, OR J-HOOKS

SIZE	STOCK NUMBER	END FITTINGS	RATCHET	WORKING LOAD LIMIT (LBS.)	WEIGHT/PIECE (LBS.)
2" X 8'	JH2R8-10	J-Hooks	Long/Wide Handle	3,335	4
2" X 15'	FH2R15-10	Flat Hooks	Long/Wide Handle	3,335	5
2" X 15'	JH2R15-10	J-Hooks	Long/Wide Handle	3,335	5
2" X 27'	FH2R27-10	Flat Hooks	Long/Wide Handle	3,335	6
2" X 27'	JH2R27-10	J-Hooks	Long/Wide Handle	3,335	6
2" X 27'	CG2R27-10	Chain Grab Hooks	Long/Wide Handle	3,335	14
2" X 30'	FH2R30-10	Flat Hooks	Long/Wide Handle	3,335	7
2" X 30'	JH2R30-10	J-Hooks	Long/Wide Handle	3,335	7

2" Yellow Polyester Ratchet Tie-Downs are NOT designed or suitable for overhead lifting.


FLAT HOOKS


J-HOOKS

3" YELLOW POLYESTER RATCHET TIE-DOWNS

FLAT HOOKS OR J-HOOKS

SIZE	STOCK NUMBER	HOOKS	RATCHET	WORKING LOAD LIMIT (LBS.)	WEIGHT/PIECE (LBS.)
3" X 30'	FH3R30-16.2	Flat Hooks	Long Handle	5,400	15
3" X 30'	JH3R30-16.2	J-Hooks	Long Handle	5,400	15

3" Yellow Polyester Ratchet Tie-Downs are NOT designed or suitable for overhead lifting.
Custom sizes available from our in-house sew shop.


CHAIN GRAB HOOKS

4" YELLOW POLYESTER RATCHET TIE-DOWNS

FLAT HOOKS, CHAIN GRABS, OR J-HOOKS

SIZE	STOCK NUMBER	HOOKS	RATCHET	WORKING LOAD LIMIT (LBS.)	WEIGHT/PIECE (LBS.)
4" X 30'	FH4R30-20	Flat Hooks	Long Handle	6,666	19
4" X 30'	JH4R30-20	J-Hooks	Long Handle	6,666	19
4" X 30'	CG4R30-20	Chain Grab Hooks	Long Handle	6,666	22

4" Yellow Polyester Ratchet Tie-Downs are NOT designed or suitable for overhead lifting.
Custom sizes available from our in-house sew shop.


FLAT HOOKS


J-HOOKS


CHAIN GRAB HOOKS

2" & 4" YELLOW POLYESTER REPLACEMENT STRAPS

FLAT HOOKS, CHAIN GRABS, OR J-HOOKS

SIZE	STOCK NUMBER	HOOKS	WORKING LOAD LIMIT (LBS.)	WEIGHT/PIECE (LBS.)
2" X 30'	FH2S30-10	Flat Hooks	3,335	3
2" X 30'	JH2S30-10	J-Hooks	3,335	3
4" X 30'	FH4S30-20	Flat Hooks	6,666	6
4" X 30'	JH4S30-20	J-Hooks	6,666	6
4" X 30'	CG4S30-20	Chain Grab Hooks	6,666	11

2" & 4" Yellow Polyester Replacement Straps are NOT designed or suitable for overhead lifting.

2" & 4" FLAT HOOKS

YELLOW ZINC

SIZE	STOCK NUMBER	WORKING LOAD LIMIT (LBS.)	BREAKING STRENGTH (LBS.)	WEIGHT/PIECE (LBS.)
2"	10M2FH	3,335	10,000	0.70
4"	20M4FH	6,666	20,000	1.00

2"& 4" Flat Hooks are NOT designed or suitable for overhead lifting.



FLAT HOOK

2" TWISTED SNAP HOOKS

YELLOW ZINC

STOCK NUMBER	WORKING LOAD LIMIT (LBS.)	BREAKING STRENGTH (LBS.)	WEIGHT/PIECE (LBS.)
10M2TSH	3,666	11,000	0.70

2" Twisted Snap Hooks are NOT designed or suitable for overhead lifting.



TWISTED SNAP HOOK

2" METAL DELTA RINGS

YELLOW ZINC

STOCK NUMBER	WORKING LOAD LIMIT (LBS.)	BREAKING STRENGTH (LBS.)	WEIGHT/PIECE (LBS.)
10M2D	3,666	11,000	0.275

2"Metal Delta Rings are NOT designed or suitable for overhead lifting.



DELTA RING

2" SNAP HOOKS

YELLOW ZINC

STOCK NUMBER	WORKING LOAD LIMIT (LBS.)	BREAKING STRENGTH (LBS.)	WEIGHT/PIECE (LBS.)
10M2FSH	3,666	11,000	0.70

2"Snap Hooks are NOT designed or suitable for overhead lifting.



SNAP HOOK

2" FLAT SNAP HOOKS

YELLOW ZINC

STOCK NUMBER	WORKING LOAD LIMIT (LBS.)	BREAKING STRENGTH (LBS.)	WEIGHT/PIECE (LBS.)
6M2FSH	2,000	6,000	0.37

2"Flat Snap Hooks are NOT designed or suitable for overhead lifting.



FLAT SNAP HOOK

5/16" EYE GRAB HOOKS WITH PEAR LINK

ZINC PLATED

STOCK NUMBER	WORKING LOAD LIMIT (LBS.)	BREAKING STRENGTH (LBS.)	WEIGHT/PIECE (LBS.)
10M2GH	3,335	10,000	1.45

5/16"Eye Grab Hooks with Pear Link are NOT designed or suitable for overhead lifting.



GRAB HOOK

18" CHAIN ANCHORS WITH PEAR LINK

FOR 2" WEBBING

STOCK NUMBER	CHAIN	HOOK	WORKING LOAD LIMIT (LBS.)	BREAKING STRENGTH (LBS.)	WEIGHT/PIECE (LBS.)
10M2CG	5/16" G70	5/16" G70	3,335	10,000	3.75



CHAIN ANCHOR WITH PEAR LINK

18" CHAIN ANCHORS WITH 3" DELTA RING

FOR 3" AND 4" WEBBING

STOCK NUMBER	CHAIN	HOOK	WORKING LOAD LIMIT (LBS.)	BREAKING STRENGTH (LBS.)	WEIGHT/PIECE (LBS.)
16.2M3CG	3/8" G70	3/8" G70	5,400	16,200	3.86

18" Chain Anchors with 3" Delta Ring are NOT designed or suitable for overhead lifting.



CHAIN ANCHOR WITH DELTA RING

RUBBER TARP STRAPS

STOCK NUMBER	OVERALL LENGTH	STRAP LENGTH	S-HOOK DIAMETER	END FITTINGS
TARPSTRAP9	13"	9"	3/16"	S-Hook
TARPSTRAP15	19"	15"	3/16"	S-Hook
TARPSTRAP21	25"	21"	3/16"	S-Hook
TARPSTRAP31	35"	31"	3/16"	S-Hook
TARPSTRAP41	45"	41"	3/16"	S-Hook

Rubber Tarp Straps are NOT designed or suitable for overhead lifting.
Made with EPDM synthetic rubber. S-Hooks are electrogalvanized.









1" WIDE HANDLE RATCHET BUCKLES

YELLOW ZINC

STOCK NUMBER	WORKING LOAD LIMIT (LBS.)	BREAKING STRENGTH (LBS.)	WEIGHT/PIECE (LBS.)
3M1WHR	1,100	3,300	0.75

1" Wide Handle Ratchet Buckles are NOT designed or suitable for overhead lifting.



1" WIDE HANDLE

2" LONG WIDE HANDLE RATCHET BUCKLES

DOUBLE SECURITY LOCK
YELLOW ZINC

STOCK NUMBER	WORKING LOAD LIMIT (LBS.)	BREAKING STRENGTH (LBS.)	WEIGHT/PIECE (LBS.)
10M2LHR	3,670	11,000	2.45

2" Long Wide Handle Ratchet Buckles are NOT designed or suitable for overhead lifting.



2" LONG WIDE HANDLE

2" MEDIUM WIDE HANDLE RATCHET BUCKLES

DOUBLE SECURITY LOCK
YELLOW ZINC

STOCK NUMBER	WORKING LOAD LIMIT (LBS.)	BREAKING STRENGTH (LBS.)	WEIGHT/PIECE (LBS.)
10M2MHR	3,670	11,000	2.30

2" Medium Wide Handle Ratchet Buckles are NOT designed or suitable for overhead lifting.



2" MEDIUM WIDE HANDLE

2" SHORT HANDLE RATCHET BUCKLES

DOUBLE SECURITY LOCK
YELLOW ZINC

STOCK NUMBER	WORKING LOAD LIMIT (LBS.)	BREAKING STRENGTH (LBS.)	WEIGHT/PIECE (LBS.)
10M2SHR	3,670	11,000	2.35

2" Short Handle Ratchet Buckles are NOT designed or suitable for overhead lifting.



2" SHORT HANDLE

3" AND 4" LONG HANDLE RATCHET BUCKLES

YELLOW ZINC

STOCK NUMBER	WORKING LOAD LIMIT (LBS.)	BREAKING STRENGTH (LBS.)	WEIGHT/PIECE (LBS.)
15M3LHR	7,300	22,000	5.5
20M4LHR	8,000	24,000	8.14

3" & 4" Long Handle Ratchet Buckles are NOT designed or suitable for overhead lifting.



LONG HANDLE



1" CAM BUCKLE

1" CAM BUCKLES, ZINC PLATED

HEAVY DUTY

STOCK NUMBER	WORKING LOAD LIMIT (LBS.)	BREAKING STRENGTH (LBS.)	WEIGHT/PIECE (LBS.)
1M1CB	333	1,000	0.15
2M1CB	500	1,500	0.29
3M2CB	1,000	3,000	0.61

1" Cam Buckles are NOT designed or suitable for overhead lifting.



1" S-HOOK

1" S-HOOKS

BLACK VINYL COATED

STOCK NUMBER	SIZE (DIAMETER)	WORKING LOAD LIMIT (LBS.)	BREAKING STRENGTH (LBS.)	WEIGHT/PIECE (LBS.)
1M1S	7 mm	500	1,500	0.18
3M1S	8 mm	880	2,640	0.22

1" S-Hooks are NOT designed or suitable for overhead lifting.



2" DOUBLE J-HOOK

2" DOUBLE J-HOOKS

YELLOW ZINC

STOCK NUMBER	WORKING LOAD LIMIT (LBS.)	BREAKING STRENGTH (LBS.)	WEIGHT/PIECE (LBS.)
10M2JH	3,670	11,000	0.70

2" Double J-Hooks are NOT designed or suitable for overhead lifting.



3" DOUBLE J-HOOK

3" DOUBLE J-HOOKS

YELLOW ZINC

STOCK NUMBER	SIZE (LENGTH)	WORKING LOAD LIMIT (LBS.)	BREAKING STRENGTH (LBS.)	WEIGHT/PIECE (LBS.)
20M4JH	4-5/8"	7,333	22,000	1.45

3" Double J-Hooks are NOT designed or suitable for overhead lifting.

Did you know?

ADVANTAGE Does...

STAINLESS STEEL



AIRCRAFT CABLE & WIRE ROPE
PAGE 10, 11 & 90



WIRE ROPE CLIPS
PAGE 24



CHAIN
PAGE 90



TURNBUCKLES
PAGE 29



SHACKLES
PAGE 91



EYE BOLTS & EYE NUTS
PAGE 33



THIMBLES
PAGE 25



QUICK LINKS & SPRING HOOKS
PAGE 93



HOOKS
PAGE 92



LINKS
PAGE 94



SLEEVES
PAGE 26



RINGS
PAGE 94



CONNECTING LINKS
PAGE 93



SWIVELS
PAGE 93



BLOCKS
PAGE 92

DO NOT EXCEED WORKING LOAD LIMIT.
REFER TO PAGES 7-9 FOR WARNINGS AND CAUTIONS.



7X7



7X19



6X25 OR 6X36

STAINLESS STEEL AIRCRAFT CABLE

TYPE 304

SIZE	STOCK NUMBER	CONSTRUCTION	BREAKING STRENGTH (LBS.)	WEIGHT/1,000' (LBS.)
1/16"	SSAC0627X7	7X7	480	7.5
3/32"	SSAC0937X7	7X7	920	16
1/8"	SSAC1257X7	7X7	1,760	28
1/8"	SSAC1257X19	7X19	1,760	29
3/16"	SSAC1877X19	7X19	3,700	65
1/4"	SSAC2507X19	7X19	6,400	110
5/16"	SSAC3127X19	7X19	9,000	173
3/8"	SSAC3757X19	7X19	12,000	243

Standard reel lengths in stock: 250', 500', 1,000' and 5,000'. Also available in Type 316.

STAINLESS STEEL WIRE ROPE

EIPS 6X25/36 CLASS

SIZE	STOCK NUMBER	BREAKING STRENGTH (LBS.)	WEIGHT/1,000' (LBS.)
7/16"	SSWRC437	16,300	356
1/2"	SSWRC500	22,800	460
9/16"	SSWRC562	28,500	590
5/8"	SSWRC625	35,000	720
3/4"	SSWRC750	49,600	1,040
7/8"	SSWRC8756X36	66,500	1,420
1"	SSWRC1006X36	85,400	1,850



STAINLESS STEEL HIGH TEST CHAIN

STAINLESS STEEL HIGH TEST CHAIN

TYPE 316

SIZE	STOCK NUMBER	WORKING LOAD LIMIT (LBS.)	WEIGHT/FOOT (LBS.)
1/8"	SSHT125	500	0.20
3/16"	SSHT187	1,200	0.35
1/4"	SSHT250	2,000	0.60
5/16"	SSHT312	2,400	0.88
3/8"	SSHT375	3,550	1.40
1/2"	SSHT500	6,500	2.43
5/8"	SSHT625	9,800	3.60
3/4"	SSHT750	14,000	5.50

Stainless Steel High Test Chain is NOT designed or suitable for overhead lifting.



STAINLESS STEEL SINGLE JACK CHAIN



STAINLESS STEEL DOUBLE LOOP CHAIN



STAINLESS STEEL SASH CHAIN

STAINLESS STEEL SPECIALTY CHAINS

SIZE	TYPE	STOCK NUMBER	REEL SIZES
# 16	Single Jack	SSSJ16	100'/Box
# 14	Single Jack	SSSJ14	100'/Box
# 12	Single Jack	SSSJ12	100'/Box
# 10	Single Jack	SSSJ10	100'/Box
# 3	Double Loop	SSDL3	100'/Box
# 35	Sash	SSSASH#35	100'/Box
# 8	Sash	SSSASH#8	100'/Box

DO NOT EXCEED WORKING LOAD LIMIT.
REFER TO PAGES 7-9 FOR WARNINGS AND CAUTIONS.

STAINLESS STEEL SHACKLES

STAINLESS STEEL TYPE 316 SCREW PIN ANCHOR SHACKLES OVERSIZED PIN

SIZE	STOCK NUMBER	PIN DIAMETER	WORKING LOAD LIMIT (LBS.)	WEIGHT/PIECE (LBS.)
3/16”	SSPA187	1/4”	650	0.11
1/4”	SSPA250	5/16”	1,000	0.12
5/16”	SSPA312	3/8”	1,500	0.18
3/8”	SSPA375	7/16”	2,000	0.31
7/16”	SSPA437	1/2”	3,000	0.48
1/2”	SSPA500	5/8”	4,000	0.68
5/8”	SSPA625	3/4”	6,000	1.26
3/4”	SSPA750	7/8”	8,000	2.10
7/8”	SSPA875	1”	12,000	3.32
1”	SSPA100	1-1/8”	14,000	4.80

Shackle Pin is one size larger than the body size.



STAINLESS STEEL SCREW PIN ANCHOR SHACKLE

STAINLESS STEEL TYPE 316 SCREW PIN BOW SHACKLES

SIZE	STOCK NUMBER	PIN DIAMETER	WORKING LOAD LIMIT (LBS.)	WEIGHT/PIECE (LBS.)
3/16”	SSPA187BOW	3/16”	500	0.04
1/4”	SSPA250BOW	1/4”	750	0.06
5/16”	SSPA312BOW	5/16”	1,300	0.12
3/8”	SSPA375BOW	3/8”	1,750	0.25
1/2”	SSPA500BOW	1/2”	3,000	0.56
5/8”	SSPA625BOW	5/8”	4,000	1.05
3/4”	SSPA750BOW	3/4”	6,000	1.68
7/8”	SSPA875BOW	7/8”	8,000	2.52
1”	SSPA100BOW	1”	9,000	3.80
1-1/4”	SSPA1250BOW	1-1/4”	12,000	9.50

Shackle Pin is the same size as the body size.



STAINLESS STEEL SCREW PIN BOW SHACKLE

STAINLESS STEEL TYPE 316 BOLT TYPE ANCHOR SHACKLES OVERSIZED PIN

SIZE	STOCK NUMBER	PIN DIAMETER	WORKING LOAD LIMIT (LBS.)	WEIGHT/PIECE (LBS.)
1/4”	SSAS250	5/16”	1,000	0.12
5/16”	SSAS312	3/8”	1,500	0.18
3/8”	SSAS375	7/16”	2,000	0.31
7/16”	SSAS437	1/2”	3,000	0.48
1/2”	SSAS500	5/8”	4,000	0.68
5/8”	SSAS625	3/4”	6,000	1.26
3/4”	SSAS750	7/8”	8,000	2.10
7/8”	SSAS875	1”	12,000	3.32
1”	SSAS100	1-1/8”	14,000	4.80

Shackle Pin is one size larger than the body size.



STAINLESS STEEL BOLT TYPE ANCHOR SHACKLE

DO NOT EXCEED WORKING LOAD LIMIT.
REFER TO PAGES 7-9 FOR WARNINGS AND CAUTIONS.



CLEVIS GRAB HOOK

STAINLESS STEEL GRAB HOOKS

CLEVIS OR EYE GRAB

SIZE	STOCK NUMBER		WORKING LOAD LIMIT (LBS.)	WEIGHT/PIECE (LBS.)
	CLEVIS GRAB	EYE GRAB		
1/4”	SSCG250	SSEG250	1,250	0.36
5/16”	SSCG312	SSEG312	1,850	0.65
3/8”	SSCG375	SSEG375	2,500	0.90
1/2”	SSCG500	SSEG500	3,600	1.95



CLEVIS SLIP HOOK WITH LATCH

STAINLESS STEEL SLIP HOOKS

CLEVIS OR EYE SLIP - OPTIONAL LATCH

SIZE	STOCK NUMBER		WORKING LOAD LIMIT (LBS.)	WEIGHT/PIECE (LBS.)
	CLEVIS SLIP	EYE SLIP		
1/4”	SSCS250	SSES250	900	0.42
5/16”	SSCS312	SSES312	1,250	0.76
3/8”	SSCS375	SSES375	2,000	1.18
1/2”	SSCS500	SSES500	3,000	2.36



EYE SLIP HOOK GRADE 50

STAINLESS STEEL GRADE 50 EYE SLIP HOOKS

EYE SIZE	STOCK NUMBER	WORKING LOAD LIMIT (LBS.)	OVERALL LENGTH	WEIGHT/PIECE (LBS.)
9/32”	G50ES281WL	2,200	5.43”	1.1
3/8”	G50ES375WL	4,400	6.57”	2.2
1/2”	G50ES500WL	7,100	8.15”	4.2
5/8”	G50ES625WL	11,000	9.61”	6.6

Grade 50 Stainless Steel Hooks are suitable for overhead lifting.



#313

STAINLESS STEEL #313 SQUARE SWIVEL BLOCKS

SHEAVE SIZE		STOCK NUMBER	NUMBER OF SHEAVES
IN	MM		
2”	50	S313-50	Single
3”	75	S313-75	Single
4”	100	S313-100	Single



#314

STAINLESS STEEL #314 ROUND SWIVEL BLOCKS

SHEAVE SIZE		STOCK NUMBER	NUMBER OF SHEAVES
IN	MM		
1”	25	S314-25	Single
1-1/4”	32	S314-32	Single
2”	50	S314-50	Single



#315

STAINLESS STEEL #315 ROUND SWIVEL BLOCKS

SHEAVE SIZE		STOCK NUMBER	NUMBER OF SHEAVES
IN	MM		
1”	25	S315-25	Double
1-1/4”	32	S315-32	Double
2”	50	S315-50	Double

STAINLESS STEEL FITTINGS

SPRING HOOKS (UNIVERSAL SNAP) #2450

TYPE 316

SIZE	STOCK NUMBER	OVERALL LENGTH	SNAP OPENING	WORKING LOAD LIMIT (LBS.)	WEIGHT/PIECE (LBS.)
3/16”	SPRING187SS	2”	1/4”	220	0.04
1/4”	SPRING250SS	2-1/2”	5/16”	260	0.07
5/16”	SPRING312SS	3-1/8”	3/8”	500	0.16
3/8”	SPRING375SS	3-1/2”	1/2”	550	0.21
7/16”	SPRING437SS	4”	9/16”	770	0.27
1/2”	SPRING500SS	4-3/4”	7/8”	1,200	0.52



SPRING HOOK

QUICK LINKS (RAPID LINKS) #7350

TYPE 316

SIZE	STOCK NUMBER	OVERALL LENGTH	JAW OPENING	WORKING LOAD LIMIT (LBS.)	WEIGHT/PIECE (LBS.)
1/8”	SQL125	1-1/2”	1/4”	220	0.03
3/16”	SQL187	2”	1/4”	660	0.06
1/4”	SQL250	2-5/16”	5/16”	880	0.10
5/16”	SQL312	3”	7/16”	1,760	0.20
3/8”	SQL375	3-1/4”	7/16”	2,200	0.25
1/2”	SQL500	4-1/8”	1/2”	3,300	0.53

Wide Jaw Quick links available upon request.



QUICK LINK

PEAR SHAPED QUICK LINKS #7370

TYPE 316

SIZE	STOCK NUMBER	OVERALL LENGTH	JAW OPENING	WORKING LOAD LIMIT (LBS.)	WEIGHT/PIECE (LBS.)
1/4”	SQL250PEAR	3-3/16”	9/16”	880	0.12
5/16”	SQL312PEAR	3-1/2”	11/16”	1,455	0.26
3/8”	SQL375PEAR	4-1/4”	3/4”	1,805	0.34
1/2”	SQL500PEAR	5-1/2”	15/16”	3,305	0.78



PEAR SHAPED QUICK LINK

CONNECTING LINKS

TYPE 316

SIZE	STOCK NUMBER	WORKING LOAD LIMIT (LBS.)	WEIGHT/PIECE (LBS.)
3/16”	SCL187	800	0.04
1/4”	SCL250	1,400	0.06
5/16”	SCL312	2,000	0.10
3/8”	SCL375	2,800	0.20
1/2”	SCL500	4,750	0.40



CONNECTING LINK

STAINLESS STEEL SWIVELS

TYPE 316

SIZE	STOCK NUMBER	WORKING LOAD LIMIT (LBS.)	WEIGHT/PIECE (LBS.)		
			EYE-EYE	EYE-JAW	JAW-JAW
1/4”	SWIV250SS	600	0.13	0.14	0.15
5/16”	SWIV312SS	1,100	0.29	0.33	0.38
3/8”	SWIV375SS	1,500	0.55	0.63	0.74
1/2”	SWIV500SS	2,500	1.25	1.40	1.54
5/8”	SWIV625SS	4,600	2.10	2.36	2.63
3/4”	SWIV750SS	7,000	3.40	3.93	4.34
7/8”	SWIV875SS	9,500	5.02	N/A	N/A



SWIVELS

⚠ WARNING **Products on this page are NOT designed or suitable for overhead lifting.**



STAINLESS STEEL COUPLING LINK

STAINLESS STEEL COUPLING LINKS

GRADE 50

SIZE	STOCK NUMBER	WORKING LOAD LIMIT (LBS.)	WEIGHT/PIECE (LBS.)
9/32”	SSHL281	1,980	0.26
3/8”	SSHL375	2,750	0.73
1/2”	SSHL500	3,410	1.54
5/8”	SSHL625	5,390	2.68



STAINLESS STEEL MASTER LINK

STAINLESS STEEL MASTER LINKS

GRADE 50

SIZE	DIMENSIONS	STOCK NUMBER	WORKING LOAD LIMIT (LBS.)	WEIGHT/PIECE (LBS.)
3/8”	2” X 3”	SSML375	1,500	0.44
1/2”	2-1/4” X 4-1/4”	SSML500	2,000	0.75
5/8”	2-1/4” X 4-1/4”	SSML625	2,850	1.17
3/4”	3” X 5-1/4”	SSML750	3,800	1.76
1”	4” X 7”	SSML1000	8,000	5.00
1-1/4”	4-1/4” X 7-3/4”	SSML1250	11,800	8.60

Grade 50 Stainless Steel Master Links are NOT designed or suitable for overhead lifting.



STAINLESS STEEL ROUND RING



GALVANIZED ROUND RING

ROUND RINGS - FORMED, WELDED

STAINLESS STEEL, HOT GALVANIZED, ZINC PLATED

SIZE	STOCK NUMBER		
	STAINLESS STEEL	HOT GALVANIZED	ZINC PLATED
1/8” X 1”	RING125X100SS	-	RING125Xx1ZP
5/32” X 1”	RING156X100SS	-	-
5/32” X 1-1/4”	RING156X1250SS	-	-
3/16” X 1”	RING187X100SS	RING187X100HDG	-
3/16” X 1-1/4”	RING187X1250SS	-	-
3/16” X 1-1/2”	RING187X150SS	-	-
3/16” X 2”	RING187X200SS	-	-
1/4” X 1”	RING250X100SS	-	-
1/4” X 1-1/4”	RING250X1250SS	-	RING250X1250ZP
1/4” X 1-1/2”	RING250X150SS	-	-
1/4” X 1-3/4”	RING250X1750SS	-	RING250X1750ZP
1/4” X 2”	RING250X200SS	RING250X2HDG	-
1/4” X 3”	RING250X300SS	RING250X3HDG	-
5/16” X 1-1/2”	RING312X1500SS	-	-
5/16” X 2”	RING312X200SS	RING312X2HDG	-
5/16” X 2-1/2”	RING312X2500SS	-	-
3/8” X 2”	RING375X200SS	RING375X2HDG	-
3/8” X 3”	RING375X300SS	RING375X3HDG	-
3/8” X 3-1/4”	RING375X325SS	-	-
3/8” X 4”	RING375X400SS	-	-
1/2” X 2-1/2”	RING500X2500SS	RING500X250HDG	-
1/2” X 3”	RING500X300SS	RING500X3HDG	-
1/2” X 4”	RING500X400SS	RING500X4HDG	-
5/8” X 4”	RING625X400SS	RING625X4HDG	-

Round Rings are NOT designed or suitable for overhead lifting.

MALLEABLE IRON & STEEL SNAPS

DOUBLE END BOLT SNAPS

ZINC PLATED

EYE SIZE	STOCK NUMBER	OVERALL LENGTH	SNAP OPENING	WEIGHT/PIECE (LBS.)
1/2”	SNAP161NP	3-1/2”	1/4”	0.09
5/8”	SNAP162Z	4”	3/8”	0.12
3/4”	SNAP163Z	4-3/4”	3/8”	0.17



DOUBLE END BOLT SNAP

#225 SWIVEL EYE BOLT SNAPS

ZINC PLATED

EYE SIZE	STOCK NUMBER	OVERALL LENGTH	SNAP OPENING	WEIGHT/PIECE (LBS.)
3/8”	SNAP225-325	3-1/4”	3/8”	0.09
1/2”	SNAP225-500	3-1/4”	3/8”	0.09
5/8”	SNAP225-625	3-1/2”	3/8”	0.10
3/4”	SNAP225-750	3-1/2”	3/8”	0.11



SWIVEL EYE BOLT SNAP

#232 OPEN END BOLT SNAPS

ZINC PLATED

EYE SIZE	STOCK NUMBER	OVERALL LENGTH	SNAP OPENING	WEIGHT/PIECE (LBS.)
5/8”	SNAP232ZP	4”	3/8”	0.15



OPEN END BOLT SNAP

#5013 SWIVEL EYE TRIGGER SNAPS

ZINC PLATED

EYE SIZE	STOCK NUMBER	OVERALL LENGTH	SNAP OPENING	WEIGHT/PIECE (LBS.)
3/8”	SNAP5013-375	2-1/2”	7/16”	0.06



SWIVEL EYE TRIGGER SNAP

DO NOT EXCEED WORKING LOAD LIMIT.
REFER TO PAGES 7-9 FOR WARNINGS AND CAUTIONS.

WHIP STOP HOSE RESTRAINTS

STOCK NUMBER		CABLE DIAMETER	LENGTH	FITS HOSE DIAMETER RANGE	MAX SAFE (PSI)
HOSE TO HOSE	HOSE TO TOOL				
WS125	WS125HT	1/8”	20”	0.50” - 1.25”	200
WS187	WS187HT	3/16”	28”	1.25” - 1.75”	200
WS250	WS250HT	1/4”	38”	2.00” - 3.50”	200
WS375	WS375HT	3/8”	44”	4.00” - 5.00”	200

Whip Stop Hose Restraints are NOT designed or suitable for overhead lifting.









CORRECT USE



INCORRECT USE

POLYESTER WHIP STOP HOSE RESTRAINTS

PLY	STOCK NUMBER	LENGTH (IN)	PIPE SINGLE HITCH MAXIMUM PRESSURE CAPACITY (PSI)							
			1/4”	1/2”	3/4”	1”	2”	3”	4”	6”
1	WS11P-36	36”								
1	WS11P-48	48”	20,000	10,000	4,500	2,500	600	250	150	60
1	WS11P-64	64”								
2	WS12P-36	36”								
2	WS12P-48	48”	40,000	20,000	9,000	5,000	1,250	500	300	125
2	WS12P-64	64”								

Additional lengths available upon request.



⚠ WARNING **Polyester Hose Restraints are not rated for overhead lifting. Inspect strap and rubber washers before every use for damage. Do not exceed hose pressure ratings. Do not expose to temperatures above 200°F. Do not use for lifting purposes.**

FLOWLINE RESTRAINTS / COME-ALONGS

FLOWLINE RESTRAINTS

STOCK NUMBER	COLOR SLEEVE	PIPE OD SINGLE HITCH CAPACITY (PSI)			MIN LENGTH (FT)	BODY DIAMETER (IN)	WEIGHT/FOOT (LBS.)
		2"	3"	4"			
FLOWYELLOW	Yellow	15,000	6,000	-	3'	1.25"	0.5
FLOWRED	Red	15,000	8,000	5,000	3'	1.50"	0.71
FLOWBLUE	Blue	20,000	15,000	7,500	4'	1.875"	1.25
FLOWORANGE	Orange	20,000	20,000	15,000	5'	2.5"	2.5



FLOWLINE RESTRAINT

CABLE PULLER COME-ALONGS

SIZE (TONS)	STOCK NUMBER	MAXIMUM PULL (FT)	CABLE DIAMETER (IN)	HANDLE LENGTH (IN)	WORKING LOAD LIMIT (LBS.)	WEIGHT/PIECE (LBS.)
1	CP2000	12'	3/16"	20"	2,000	8.2
2	CP4000	6'	3/16"	20"	4,000	9.4
4	CP8000	5' - 10'	1/4"	22"	8,000	14.4

Easiest, smoothest, and safest Cable Puller available. Premium quality for the toughest jobs.



CLOSE UP DOUBLE GEAR



KEY FEATURES

- Heavy Duty Aluminum Double Gear
- Double Line Galvanized Aircraft Cable with Pulley/Hook Block
- 360˚ Rotation Swivel Hook
- Heavy Steel Frame & Handle
- Easy-to-Use Thumb Operated Engaging and Disengaging
- Forged Hooks with Safety Latches
- Anti-Slip Grip Handle
- Forged Spring-Operated Pawl
- Safety Factor 2 to 1

CAUTIONS

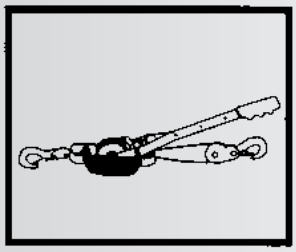

DO NOT OVERLOAD Maximum weight capacity. For PULLING ONLY. **This item is not rated for overhead lifting.** Be sure that the area is free and clear of any objects.

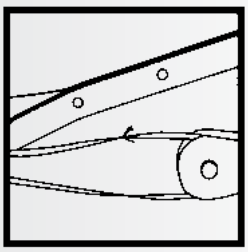

VISUALLY INSPECT PULLER Check for any damage or wear before each use. Look for fraying, kinks, or twisted wire in the cable. Look for damage to the handle, body, or mechanism. **Do not use if any damage is evident.**



DO NOT PULL AROUND CORNERS.



DO NOT USE A "CHEATER" PIPE OR ANY OTHER DEVICE TO INCREASE LEVERAGE. Do not use with any evidence of a bent or twisted handle.

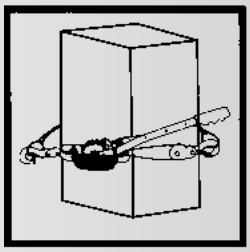

NEVER WRAP CABLE AROUND AN OBJECT AND RECONNECT TO THE PULLER'S BODY OF CABLE.

LIFSTAR™ Lever Hoists


1/4 TON


3/4 TON


1-1/2 TON


3 TON


6 TON

1/4 TON LEVER HOISTS

STOCK NUMBER	DESCRIPTION	WORKING LOAD LIMIT (TONS)	WEIGHT/PIECE (LBS.)
LH250I	1/4 Ton, 5' Lever Hoist	1/4	5
LH250-10I	1/4 Ton, 10' Lever Hoist	1/4	7

3/4 TON LEVER HOISTS

STOCK NUMBER	DESCRIPTION	WORKING LOAD LIMIT (TONS)	WEIGHT/PIECE (LBS.)
LH750-5I	3/4 Ton, 5' Lever Hoist	3/4	18
LH750-10I	3/4 Ton, 10' Lever Hoist	3/4	21
LH750-15I	3/4 Ton, 15' Lever Hoist	3/4	25
LH750-20I	3/4 Ton, 20' Lever Hoist	3/4	28

1-1/2 TON LEVER HOISTS

STOCK NUMBER	DESCRIPTION	WORKING LOAD LIMIT (TONS)	WEIGHT/PIECE (LBS.)
LH1500-5I	1-1/2 Ton, 5' Lever Hoist	1-1/2	31
LH1500-10I	1-1/2 Ton, 10' Lever Hoist	1-1/2	34
LH1500-15I	1-1/2 Ton, 15' Lever Hoist	1-1/2	37
LH1500-20I	1-1/2 Ton, 20' Lever Hoist	1-1/2	41

3 TON LEVER HOISTS

STOCK NUMBER	DESCRIPTION	WORKING LOAD LIMIT (TONS)	WEIGHT/PIECE (LBS.)
LH300-5I	3 Ton, 5' Lever Hoist	3	50
LH300-10I	3 Ton, 10' Lever Hoist	3	57
LH300-20I	3 Ton, 20' Lever Hoist	3	71

6 TON LEVER HOISTS

STOCK NUMBER	DESCRIPTION	WORKING LOAD LIMIT (TONS)	WEIGHT/PIECE (LBS.)
LH600-10I	6 Ton, 10' Lever Hoist	6	82
LH600-15I	6 Ton, 15' Lever Hoist	6	88
LH600-20I	6 Ton, 20' Lever Hoist	6	102

LIFSTAR™ Chain Hoists


1/2 & 1 TON


2 TON


3 TON


5 TON

1/2 TON CHAIN HOISTS

STOCK NUMBER	DESCRIPTION	WORKING LOAD LIMIT (TONS)	WEIGHT/PIECE (LBS.)
CHFALL1/2TON10I	1/2 Ton, 10' Chain Hoist	1/2	20
CHFALL1/2TON20I	1/2 Ton, 20' Chain Hoist	1/2	31

1 TON CHAIN HOISTS

STOCK NUMBER	DESCRIPTION	WORKING LOAD LIMIT (TONS)	WEIGHT/PIECE (LBS.)
CHFALL1TON10I	1 Ton, 10' Chain Hoist	1	26
CHFALL1TON20I	1 Ton, 20' Chain Hoist	1	38

2 TON CHAIN HOISTS

STOCK NUMBER	DESCRIPTION	WORKING LOAD LIMIT (TONS)	WEIGHT/PIECE (LBS.)
CHFALL2TON10I	2 Ton, 10' Chain Hoist	2	50
CHFALL2TON20I	2 Ton, 20' Chain Hoist	2	63

3 TON CHAIN HOISTS

STOCK NUMBER	DESCRIPTION	WORKING LOAD LIMIT (TONS)	WEIGHT/PIECE (LBS.)
CHFALL3TON10I	3 Ton, 10' Chain Hoist	3	72
CHFALL3TON20I	3 Ton, 20' Chain Hoist	3	88

5 TON CHAIN HOISTS

STOCK NUMBER	DESCRIPTION	WORKING LOAD LIMIT (TONS)	WEIGHT/PIECE (LBS.)
CHFALL5TON10I	5 Ton, 10' Chain Hoist	5	88
CHFALL5TON20I	5 Ton, 20' Chain Hoist	5	123

LOAD TESTED TO 150% OF RATED CAPACITY | MOST ECONOMICAL, PREMIUM QUALITY HOISTS ON THE MARKET

LIFSTAR™



MANUAL TROLLEY



BEAM CLAMP

MANUAL TROLLEYS

STOCK NUMBER	DESCRIPTION	WORKING LOAD LIMIT (TONS)	WEIGHT/PIECE (LBS.)
TROL1/2TON	1/2 Ton Manual Trolley	1/2	19
TROL1TP	1 Ton Manual Trolley	1	34
TROL2TP	2 Ton Manual Trolley	2	51
TROL3TP	3 Ton Manual Trolley	3	88
TROL5TP	5 Ton Manual Trolley	5	110

BEAM CLAMPS

STOCK NUMBER	DESCRIPTION	WORKING LOAD LIMIT (TONS)	WEIGHT/PIECE (LBS.)
BEAM1TON	1 Ton Beam Clamp	1	9
BEAM2TON	2 Ton Beam Clamp	2	11
BEAM3TON	3 Ton Beam Clamp	3	22
BEAM5TON	5 Ton Beam Clamp	5	26
BEAM10TON	10 Ton Beam Clamp	10	37

HARRINGTON®
HOISTS AND CRANES



MANUAL CHAIN HOISTS



ELECTRIC HOISTS



LEVER HOISTS

HARRINGTON HOIST AUTHORIZED DISTRIBUTOR
CONTACT YOUR SALES REPRESENTATIVE FOR MORE INFORMATION

TRAILER SAFETY CHAINS

SAE CODE J684

TRAILER CLASSIFICATION	CHAIN SPECIFICATION	MINIMUM BREAKING TEST LOAD (LBS.)
Class 1	Steel Welded Chain (or its equivalent in strength)	2,000
Class 2	Steel Welded Chain (or its equivalent in strength)	3,500
Class 3	Steel Welded Chain (or its equivalent in strength)	5,000
Class 4	The breaking strength rating of each length of safety chain or its equivalent and its attachments will be equal to or exceed the gross weight of the trailer and its respective load.	

CSA tags available.

⚠ ***MINIMUM TEST LOAD STANDARD FOR TRAILER SAFETY CHAINS AND THEIR COMPONENTS***



TRAILER SAFETY CHAIN ASSEMBLY
S-HOOK WITH LATCH

TRAILER SAFETY CHAIN ASSEMBLIES

S-HOOKS WITH LATCH

TRAILER CLASSIFICATION	GROSS TRAILER WEIGHT (LBS.)	CHAIN SIZE	S-HOOK CHAIN GRADE	SIZE
1	2,000	3/16”	G-30 Proof Coil	3/8”
2	3,500	5/0	G-30 Proof Coil	13/32”
3	5,000	1/4”	G-30 Proof Coil	7/16”
4	7,600	8/0	G-30 Proof Coil	17/32”
4	7,600	3/8”	G-30 Proof Coil	17/32”

Assemblies are equipped with 1 or 2 S-Hooks and any chain length requested.
CSA tags available.



TRAILER SAFETY CHAIN ASSEMBLY
CLEVIS SLIP WITH LATCH

TRAILER SAFETY CHAIN ASSEMBLIES

CLEVIS SLIP HOOK WITH LATCH

TRAILER CLASSIFICATION	GROSS TRAILER WEIGHT (LBS.)	CHAIN SIZE (IN)	CHAIN GRADE
4	7,800	1/4”	G-43 High Test
4/5	11,700	5/16”	G-43 High Test
4/5	16,200	3/8”	G-43 High Test
5	12,600	1/4”	G-70 Transport Chain
5	18,800	5/16”	G-70 Transport Chain
5	26,400	3/8”	G-70 Transport Chain
6	45,200	1/2”	G-70 Transport Chain

Assemblies are equipped with any chain length requested.
CSA tags available.







TRAILER SAFETY S-HOOKS

HEAT TREATED, ZINC PLATED, WITH OR WITHOUT LATCH

TRAILER CLASSIFICATION	HOOK DIAMETER (IN)	GROSS TRAILER WEIGHT (LBS.)
Class 1	3/8”	2,000
Class 2	13/32”	3,500
Class 3	7/16”	5,000
Class 4	17/32”	7,600



S-HOOK WITH LATCH

CLEVIS SLIP HOOKS WITH SAFETY LATCH

TRAILER CLASSIFICATION	GROSS TRAILER WEIGHT (LBS.)	CHAIN GRADE	HOOK SIZE (IN)	THROAT OPENING (IN)
4	7,800	G-43	1/4”	1/2”
4/5	11,700	G-43	5/16”	3/4”
4/5	16,200	G-43	3/8”	1”
5	27,600	G-43	1/2”	1-1/4”
5	12,600	G-70	1/4”	1/2”
5	18,800	G-70	5/16”	3/4”
5	26,400	G-70	3/8”	1”

According to NACM Specifications for G-43, G-70, and G-80 Chain. Grade 70 clevis slip hook also available without latch.



CLEVIS SLIP HOOK WITH LATCH

TRAILER SAFETY CABLE ASSEMBLIES

VINYL COATED CABLE WITH S-HOOKS OR CLEVIS SLIP HOOKS WITH LATCH

TRAILER CLASSIFICATION	GROSS TRAILER WEIGHT (LBS.)	CABLE SIZE (IN)	CABLE DESCRIPTION	HOOK SIZE (IN)
1	2,000	1/8” - 3/16”	7X19 Vinyl Coated GAC	3/8” S-Hook
2	3,500	3/16” - 1/4”	7X19 Vinyl Coated GAC	13/32” S-Hook
3	5,000	1/4” - 5/16”	7X19 Vinyl Coated GAC	7/16” S-Hook
4	7,600	5/16” - 3/8”	7X19 Vinyl Coated GAC	17/32” S-Hook
4	7,000	1/4” - 5/16”	7X19 Vinyl Coated GAC With Latch	1/4” Clevis Slip Hook
5	9,800	5/16” - 3/8”	7X19 Vinyl Coated GAC With Latch	5/16” Clevis Slip Hook
5	14,400	3/8” - 7/16”	7X19 Vinyl Coated GAC With Latch	3/8” Clevis Slip Hook

Assemblies are equipped with any cable length or color requested.
CSA tags available.



CABLE ASSEMBLY WITH S-HOOK AND LATCH



CABLE ASSEMBLY WITH CLEVIS SLIP HOOK

Our safety chains are approved by CSA International for use in Canada.



G100 & G80 CHAIN



ALLOY COUPLING LINKS



SCREW PIN
ANCHOR SHACKLES



SLIDING CHOKER HOOKS
WITH LATCH



CHAIN CHOKER HOOKS



KEYHOLE GRAB HOOKS



MAIN LINE SLIDES



CLEVIS GRAB HOOKS



SWAGED WINCHLINES



OSHA KNOTS/FIELD WEDGES



COMMERCIAL GRADE
ANCHOR SHACKLES

COMMERCIAL GRADE ANCHOR SHACKLES

SIZE (IN)	STOCK NUMBER	PIN DIAMETER (IN)	WEIGHT/PIECE (LBS.)
3/16”	CGSPA187	1/4”	0.05
1/4”	CGSPA250	5/16”	0.12
5/16”	CGSPA312	3/8”	0.19
3/8”	CGSPA375	7/16”	0.31
7/16”	CGSPA437	1/2”	0.38
1/2”	CGSPA500	5/8”	0.63
5/8”	CGSPA625	3/4”	1.38
3/4”	CGSPA750	7/8”	2.58
7/8”	CGSPA875	1”	3.38
1”	CGSPA100	1-1/8”	5.32

⚠ WARNING **Commercial Grade Anchor Shackles are NOT rated for overhead lifting.**



ENDLESS SLINGS - VS



TURNBUCKLES



WINCHLINES WITH TAIL CHAIN



WIRE ROPE SLINGS



CHAIN SLINGS



WHIP RESTRAINT CABLES

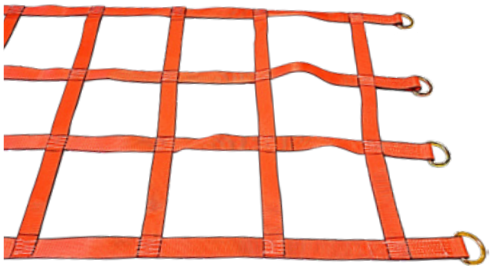

V DOOR NET



BOLT TYPE ANCHOR SHACKLES



ENDLESS ROUND SLINGS



RATCHET LOAD BINDERS



WIRE ROPE



TAIL BOARD BLOCKS



BINDER CHAIN



SNATCH BLOCKS WITH SHACKLE



SNATCH BLOCKS WITH HOOK



MITCHELL STARK - QUALITY ENGINEER



CHAD "KAZ" KASMIERSKI - QUALITY & TESTING TECHNICIAN



CHAD LEADER - QUALITY MANAGER



HMI TEST BED CONTROLS



ALL PRODUCTS TESTED UPON RECEIPT



25K/225K CAPACITY TEST BED



PRODUCT TEST RIGGING

DO NOT EXCEED WORKING LOAD LIMIT.
REFER TO PAGES 7-9 FOR WARNINGS AND CAUTIONS.

OUR QUALITY TESTING PROGRAM



TORQUE TESTING



LOW TEMPERATURE IMPACT TESTING



HARDNESS



ELONGATION



BLACK LIGHT MAGNAFLUX



THICKNESS



COMPARATIVE TESTING



SALT SPRAY



LOAD PIN CRACK DETECTION



CHARPY V-NOTCH TESTING



CYCLE TESTING

DO NOT EXCEED WORKING LOAD LIMIT.
REFER TO PAGES 7-9 FOR WARNINGS AND CAUTIONS.



WIRE ROPE FABRICATION

WIRE ROPE AND WINCHLINES

Our fully stocked and equipped wire rope fabrication shop can tackle even the most critical rigging applications. Whether it's for the oil & gas industry, excavation, crane operators, tow trucks and roll backs, MRO or a simple winchline for an ATV, we can handle the job. All of our products are certified and tested to meet applicable standards. Please review our E-Z GUIDE to assist you during the ordering process.



CHAIN FABRICATION

CHAIN FABRICATION AND ASSEMBLY

If you are in need of a certified lifting chain, Grade 70 tie-down binder chain, cut lengths of Grade 30 Proof Coil or trailer safety chains, our chain shop can accommodate you. Our top quality components and careful fabrication get you the right chain products to get the job done. All of our chain products meet the applicable specifications, whether it be OSHA B30.9, ASTM J-684, API, Federal Military Specifications or DOT regulations. Again, please refer to our E-Z Guide to assist you during the ordering process. Our efficient chain shop is ready to get you the right products at the right price, in the fastest time frame.



SYNTHETIC FABRICATION

SYNTHETIC FABRICATION

If it's web slings or tie-downs you are looking for, we have you covered. Light weight and durable, our nylon and polyester slings are useful in many applications. Our web slings are certified to OSHA B30.9 and are tested regularly to guarantee performance. A great option for when you need a light weight, high strength, non-abrasive, safe, low cost alternative to get a rigging job completed. Again, please refer to our E-Z Guide to assist you during the ordering process. Our custom synthetic fabrication team stocks and can sew all sizes up to 12" 4 ply web slings. Additionally, we can outfit you with custom lifting products to meet your particular application, whether its for lifting barrels, a 4 leg bridle or an Endless Round Sling. If you need it, we can sew it!!!



HMPE ROPE FABRICATION

HMPE HIGH STRENGTH ROPE FABRICATION

These winchlines and slings offer a high strength, light weight alternative to wire rope. These ropes are hand spliced in-house by our skilled technicians. HMPE is great for river and oilfield applications and is one of the safest products on the market. They are not recommended for applications where there is abrasion or heat. These products are safe and rated for overhead lifting.



TRAILER SAFETY FABRICATION

TRAILER SAFETY CHAIN ASSEMBLY

We are one of the largest trailer safety chain suppliers in the country. The reason for this is we realize that the "one size fits all" approach our competitors use just isn't flexible enough for the trailer manufacturing industry. Made in accordance with ASTM J-684, our safety chains range from a 2,000# GVWR up to 45,200# GVWR, we can outfit your trailer with the proper length to keep your customers safe out there on the road. In addition to use in the USA, our chains are approved for use in Canada by CSA International.























CRITERIA FOR REMOVAL FROM ASME B30.9

9-2.9.5 Removal Criteria

A wire rope sling shall be removed from service if any of the following conditions are present:

A. Missing or illegible sling identification (see Section 9-2.7)
B. Broken wires
C. For strand-laid and single-part slings, 10 randomly distributed broken wires in one rope lay, or 5 broken wires in one strand in one rope lay (see Fig. 9-2.0-2)
D. For cable-laid slings, 20 broken wires per lay (see Fig. 9-2.9.5-1)
E. For less than eight-part braided slings, 20 broken wires per braid length (see Fig. 9-2.3.2-2)
F. For eight-part or more than eight-part braided slings, 40 broken wires per braid length (see Fig. 9-2.3.2-2)
G. Severe localized abrasion or scraping resulting in a reduction from nominal diameter of more than 5%
H. Kinking, crushing, birdcaging, or any other damage resulting in damage to the rope structure
I. For hooks, removable criteria as stated in ASME B30.10
J. Fittings that are cracked, deformed, or worn to the extent that the strength of the sling is substantially affected
K. Severe corrosion of the rope or fittings
L. Other conditions, including visible damage, that cause doubt as to the continued use of the sling
M. For rigging hardware, removal criteria as stated in ASME B30.26
N. Other conditions, including visible damage, that cause doubt as to the continued use of the sling

Typical Evidence of Wear and Abuse

All wire ropes should be thoroughly inspected at regular intervals. The longer it has been in service or the more severe the service, the more thoroughly and frequently it should be inspected. Be sure to maintain records of each inspection.

Inspections should be carried out by a person who has learned through special training or practical experience what to look for and who knows how to judge the importance of any abnormal conditions they may discover. It is the inspector's responsibility to obtain and follow the proper inspection criteria for each application inspected.



Here you see a single strand removed from a wire rope subjected to **STRAND NICKING**. This condition is a result of adjacent strands rubbing against one another. While this is normal in a rope's operation, the nicking can be accentuated by high loads, small sheaves or loss of core support. The ultimate result will be individual wire breaks in the valleys of the strands.



A **BIRDCAGE** is caused by sudden release of tension and the resulting rebound of rope. These strands and wires will not be returned to their original positions. The rope should be replaced immediately.



A typical failure of a rotary drill line with a **POOR CUTOFF PRACTICE**. These wires have been subjected to continued peening, causing fatigue type failures. A predetermined, regularly scheduled cutoff practice can help eliminate this type of problem.



This is **LOCALIZED WEAR** over an equalized sheave. The danger here is that it's invisible during the rope's operation, and that's why you need to inspect this portion of an operating rope regularly. The rope should be pulled off the sheave during inspection and bent to check for broken wires.



This is a wire rope with a **HIGH STRAND** - a condition in which one or more strands are worn before adjoining strands. This is caused by improper socketing or seizing, kinks or dog-legs. It recurs every sixth strand in a 6-strand rope.



A **KINKED WIRE ROPE** is shown here. It's caused by pulling down a loop in a slack line during handling, installation or operation. Note the distortion of the strands and individual wires. This rope must be replaced.



Here's a **WIRE ROPE THAT HAS JUMPED SHEAVE**. The rope curled as it went over the edge of the sheave. When you study the wires, you'll see two types of breaks here: tensile "cup and cone" breaks and shear breaks that appear to have been cut on an angle.



DRUM CRUSHING is caused by small drums, high loads and multiple winding conditions.

LAY	DEFINITION
Regular Lay 	Most common lay in which the wires wind in one direction and the strands the opposite direction. (Right lay shown)
Lang Lay 	Wires in strand and strands of rope wind the same direction. (Right lay shown)
Right Lay 	Strands wound to the left around the core. (Regular lay shown)
Left Lay 	Strands wound to the left around the core. (Regular lay shown)
Alternate Lay 	Alternate strands of right regular lay and right Lang lay.

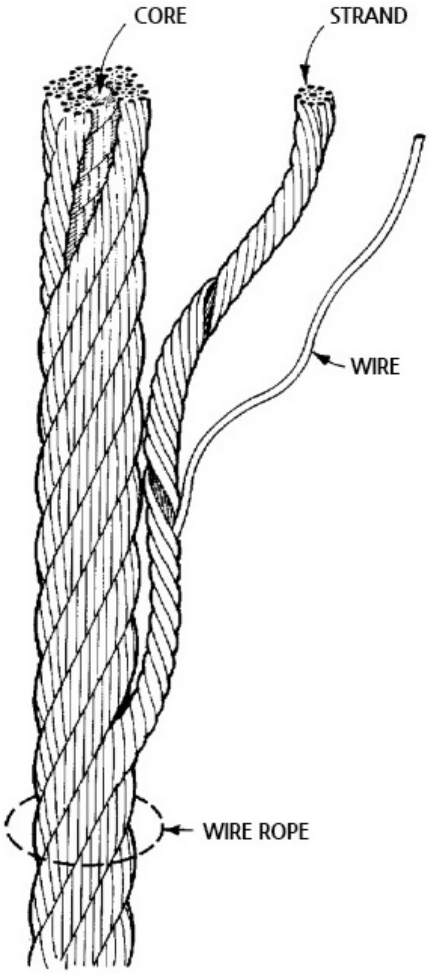

KEY

STRANDS **WIRES**



WELD SPATTER



GOUGED LINKS



WORN LINKS



STRETCHED CHAIN LINKS



HEAT



BENT LINKS

GRADE 100 HEAT CONDITIONS

Effect of Elevated Temperature on the Working Load Limit Of Grade 100 Alloy Chain:

Chain should not be used outside of the -40˚F to 400˚F (-40˚C to 204˚C) temperature range without consulting the chain manufacturer. The specific working load limit reductions for Grade 100 chains used at and after exposure to elevated temperatures have been established and are show below.

MAXIMUM CHAIN TEMPERATURE	REDUCTION OF WORKING LOAD LIMIT WHILE AT TEMPERATURE	REDUCTION OF WORKING LOAD LIMIT AFTER EXPOSURE TO TEMPERATURE
Below 400˚	None	None
400˚	15%	None
500˚	25%	5%
600˚	30%	15%
700˚	40%	20%
800˚	50%	25%
900˚	60%	30%
1,000˚	70%	35%
Over 1,000˚	*	*

**OSHA 1910.184 requires all slings exposed to temperatures over 1,000˚ F to be removed from service.*

LINK WEAR TABLE

If chain is worn to less than the minimum allowable thickness (T shown below), remove the chain from service.

CHAIN SIZE	NEW CHAIN MATERIAL DIAMETER	MINIMUM ALLOWABLE THICKNESS
9/32”	0.279”	0.239”
3/8”	0.404”	0.342”
1/2”	0.529”	0.443”
5/8”	0.625”	0.546”
3/4”	0.821”	0.687”

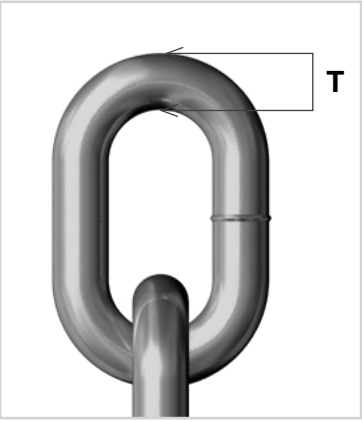

T = DIAMETER/THICKNESS

GENERAL HOOK GUIDELINES

Important Safety Guidelines

- Always inspect hook & latch before using
- Never use a latch that is distorted or bent.
- Always make sure spring will force the latch against the tip of the hook. Do not tip load hooks. Always use the ”bowl” of the hook to bear the load. The latch must never support the load.
- Latches are intended to retain loose sling or devices under slack conditions.
- Latches are not intended to be an antifouling device.

CRITERIA FOR REMOVAL FROM ASME B30.9

9-1.9.5 Removal Criteria

An alloy steel chain sling shall be removed from service if conditions such as the following are present:

A. Missing or illegible sling identification
B. Cracks or breaks
C. Excessive wear, nicks, or gouges. Minimum thickness on chain links shall not be below the values listed in Link Wear Table above
D. Stretched chain links or components
E. Bent, twisted, or deformed chain links or components
F. Evidence of heat damage
G. Excessive pitting or corrosion
H. Lack of ability of chain or components to hinge (articulate) freely
I. Weld splatter
J. For hooks, removal criteria as stated in ASME B30.10
K. For rigging hardware, removal criteria as stated in ASME B30.26
L. Other conditions, including visible damage, that cause doubt as to the continued use of the sling

CRITERIA FOR REMOVAL FROM ASME B30.9

9-5.9.5 Removal Criteria

A synthetic webbing sling shall be removed from service if any of the following conditions are present:

A. Missing or illegible sling identification (see Section 9-5.7)
B. Acid or caustic burns
C. Melting or charring of any part of the sling
D. Holes, tears, cuts, or snags
E. Broken or worn stitching in load-bearing splices
F. Excessive abrasive wear
G. Knots in any part of the sling
H. Discoloration and brittle or stiff areas on any part of the sling, which may mean chemical or ultraviolet/ sunlight damage
I. Fittings that are pitted, corroded, cracked, bent, twisted, gouged, or broken
J. For hooks, removal criteria as stated in ASME B30.10
K. For rigging hardware, removal criteria as stated in ASME B30.26
L. Other conditions, including visible damage, that cause doubt as to the continued use of the sling



**TENSION BREAK
LOOSE THREAD**



EDGE BLOWOUT



SNAGS



CUT ON EDGE



SLICE ON FACE



ABRASIVE RUB



ACID/HEAT BURN

CROSS SECTIONS OF WIRE ROPE


6X7
POLYCORE


6X12
(MARINE ROPE)


6X17
FILLER WIRE


6X19
SEALE


6X19
WARRINGTON


6X21
FILLER WIRE


6X24
(MOORING LINE)


6X25
FILLER WIRE


6X26
WARRINGTON-SEALE


6X27*
SEALE


6X31*
FILLER WIRE


6X31
WARRINGTON-SEALE


6X36
FILLER WIRE


6X36
WARRINGTON-SEALE


6X37*
WARRINGTON

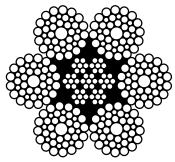
6X41
WARRINGTON-SEALE


6X41*
SEALE-FILLER WIRE


6X46*
SEALE-FILLER WIRE


6X49*
FILLER WIRE-SEALE

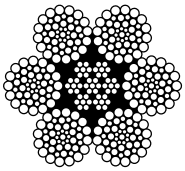
6X49
WARRINGTON-SEALE

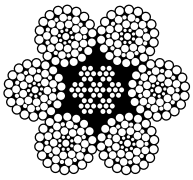
6X55
SEALE-WARRINGTON


6X61*
FILLER WIRE-SEALE


8X19*
SEALE


8X25
FILLER WIRE


6X8
STYLE D
FLATTENED STRAND


6X25
STYLE B
FLATTENED STRAND


6X30
STYLE G
FLATTENED STRAND


6X42
(TILLER ROPE)


5X19*
(MARINE CLAD ROPE)

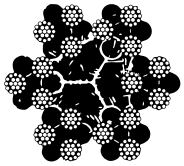
6X3X19
(SPRING LAY ROPE)


18X7
NON-ROTATING


19X7
NON-ROTATING


7X7
AIRCRAFT CABLE


7X19
AIRCRAFT CABLE


7X7X7
CABLE-LAID


7X7X19
CABLE-LAID

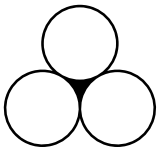
1X3
STRAND

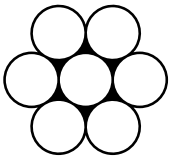
1X7
STRAND


1X19
STRAND


1X37
STRAND

7X6X41
IWRC CABLE-LAID

*No longer readily available

DO NOT EXCEED WORKING LOAD LIMIT.
REFER TO PAGES 7-9 FOR WARNINGS AND CAUTIONS.

DECIMAL & METRIC CONVERSION TABLE

ADVANTAGE SALES & SUPPLY CO., LLC

FRACTIONAL EQUIVALENT (in)	DECIMAL EQUIVALENT (in)	METRIC EQUIVALENT (mm)
1/64	.0156	.397
1/32	.0312	.794
3/64	.0469	1.191
1/16	.0625	1.588
5/64	.0781	1.984
3/32	.0938	2.381
7/64	.1094	2.778
1/8	.1250	3.175
9/64	.1406	3.572
5/32	.1562	3.969
11/64	.1719	4.366
3/16	.1875	4.762
13/64	.2031	5.159
7/32	.2188	5.556
15/64	.2344	5.953
1/4	.2500	6.350
17/64	.2656	6.747
9/32	.2812	7.144
19/64	.2969	7.541
5/16	.3125	7.938
21/64	.3281	8.334
11/32	.3438	8.731
23/64	.3594	9.128
3/8	.3750	9.525
25/64	.3906	9.922
13/32	.4062	10.319
27/64	.4219	10.716
7/16	.4375	11.112
29/64	.4531	11.509
15/32	.4688	11.906
31/64	.4844	12.303
1/2	.5000	12.700

FRACTIONAL EQUIVALENT (in)	DECIMAL EQUIVALENT (in)	METRIC EQUIVALENT (mm)
33/64	.5156	13.097
17/32	.5312	13.494
35/64	.5469	13.891
9/16	.5625	14.288
37/64	.5781	14.684
19/32	.5938	15.081
39/64	.6094	15.478
5/8	.6250	15.875
41/64	.6406	16.272
21/32	.6562	16.669
43/64	.6719	17.065
11/16	.6875	17.462
45/64	.7031	17.859
23/32	.7188	18.256
47/64	.7344	18.653
3/4	.7500	19.050
49/64	.7656	19.447
25/32	.7812	19.844
51/64	.7969	20.241
13/16	.8125	20.638
53/64	.8281	21.034
27/32	.8438	21.461
55/64	.8594	21.828
7/8	.8750	22.225
57/64	.8906	22.622
29/32	.9062	23.016
59/64	.9219	23.416
15/16	.9375	23.812
61/64	.9531	24.209
31/32	.9688	24.606
63/64	.9844	25.003
1	1.000	25.400

MASS CONVERSIONS

To convert from U.S. Tons to Metric Tons - Multiply by .907185
To convert from Metric Tons to U.S. Tons - Multiply by 1.10231
To convert from Metric Tons to Pounds - Multiply by 2,204.62
To convert from Metric Tons to Kilograms - Multiply by 1,000
To convert from Pounds to Kilograms - Multiply by .453592
To convert from Kilograms to Pounds - Multiply by 2.20462

TEMPERATURE CONVERSIONS

To convert from Degree Fahrenheit to Degree Celsius Use
Tc = 5/9(tf-32)
To convert from Degree Celsius to Degree Fahrenheit Use
TF = 8/5(Tc) + 32

CONSULT THE FOLLOWING SOURCES FOR IMPORTANT TECHNICAL LITERATURE AND/OR SAFETY MANUALS

American Iron & Steel Institute
1000 16th Street N.W.
Washington, DC 20036
Telephone: (202) 452-7100

American National Standards Institute
1430 Broadway
New York, NY 10018
Telephone: (212) 642-4900

American Petroleum Institute
Division of Production
300 Corrigan Tower Building
Dallas, TX 75201
Telephone: (214) 741-6791

The American Society of Mechanical Engineers
Two Park Avenue
New York, NY 10016-5990
Telephone: (800) 843-2763

American Society for Testing Material
1916 Race Street
Philadelphia, PA 19103
Telephone: (215) 299-5585

Construction Safety Association of Ontario
74 Victoria Street
Toronto, Ontario, Canada M5C2A
Telephone: (416) 366-1501

The Cordage Institute
314 Lincoln Street, Suite 568
Hingham, MA 02043
Telephone: (617) 749-1016

The Hand Tools Institute
25 N. Broadway
Tarrytown, NY 10591
Telephone: (914) 332-0040

National Safety Council
444 N. Michigan Avenue
Chicago, IL 60611
Telephone: (312) 527-4800

Occupational Safety & Health Administration
Department Of Labor
200 Constitution Avenue, N.W.
Washington, DC 20210
Telephone: (202) 523-9667

U.S. Government Printing Office
Superintendent of Documents
Washington, DC 20240
Telephone: (202) 783-3238

DO NOT EXCEED WORKING LOAD LIMIT.
REFER TO PAGES 7-9 FOR WARNINGS AND CAUTIONS.

ADVANTAGE BRANDS

ADVANT-EDGE® 68, 70-73
GOLD TIP® 78-88
LIFSTAR ™ 98-100
X100® 24-25, 40-45, 50-55, 57, 60-65, 74, 82

AIRCRAFT CABLE

Color Coated 10
Galvanized 10
Nylon Coated 10
Stainless Steel 10, 90
Vinyl Coated 10

BLOCKS

Galvanized Yarding Blocks 37
Gin Blocks 37
Hay Fork Pulleys 37
Light Duty Rigging Blocks 37
Snatch Blocks with Hook 37
Snatch Blocks with Shackle & Chain Grab 37
Snatch Blocks with Shackle 37
Stainless Steel #313 Square Swivel Blocks 92
Stainless Steel #314 Round Swivel Blocks 92
Stainless Steel #315 Round Swivel Blocks 92
Stainless Steel 92
Tail Board Blocks 37
Try Net Blocks 37

CABLE PULLER COME-ALONGS 97

CARGO CONTROL

18” Chain Anchor with 3” Delta Ring 86
18” Chain Anchor with Pear Link 86
1” Cam Buckles 88
1” Polyester Ratchet Tie-Downs 84
2” & 4” Flat Hooks 85
2” & 4” Polyester Replacement Straps 84
2” Flat Snap Hooks 85
2” Metal Delta Ring 85
2” Polyester Ratchet Tie-Downs 84
2” Snap Hooks 85
2” Twisted Snap Hooks 85
5/16” Eye Grab Hooks with Pear Link 85
3” Polyester Ratchet Tie-Downs 84
4” Polyester Ratchet Tie-Downs 84
Cargo Control Hooks 58-59
Corner Protectors 83
Double J-Hooks 86
Gold-Tip® Premium Cargo Control 78-88
Grade 100 Binder Chain w/ Flat Grab Hooks 82
Grade 70 Chain 82

CARGO CONTROL CONTINUED

Grade 70 Transport Binder Chains w/ Grab Hooks 82
Grade 80 Binder Chains w/ Grab Hooks 82
Lever Load Binders 81
Ratchet Buckles 87
Ratchet Load Binders 80
Rubber Tarp Straps 86
S-Hooks 86
Truck Winches 83
Winch Bars - Combination, Standard, Ratcheting 83

CHAIN

Chain & Bolt Cutters 27
Double Loop 48
Fabrication and Assembly 108
Grade 100 Alloy 42
Grade 100 Alloy Binder Chain 82
Grade 30 Proof Coil 47
Grade 30 Proof Coil Powder Coated - Black 49
Grade 30 Proof Coil Powder Coated - Yellow 49
Grade 43 High Test 47
Grade 70 Transport 47
Grade 70 Transport Binder Chains w/ Grab Hooks 82
Grade 80 Alloy 46
Grade 80 Binder Chain 82
Passing Link 48
Sash 49
Single Jack 48
Sling Configurations 42-44
Square Link Security 47
Stainless Steel 90
Straight Link Coil 48
Trailer Safety 102
Twist Link Machine 48
Wear and Abuse 112
Welded Brass 49
X100® 41-44, 82

CHAIN CONNECTORS

Grade 100 Coupling Links 45
Grade 80 Coupling Links 46
Stainless Steel Coupling Links 94

CHAIN FITTINGS

Cold Shuts - Bright Zinc 67
Connecting Links - Bright Zinc 67
Grade 100 Coupling Links 45
Grade 100 Master Links 45
Grade 100 Master Link Sub Assemblies 45
Grade 100 Master Links with Adjusters 45
Grade 100 Omega Links 45

CHAIN FITTINGS CONTINUED

Grade 70 Double Clevises 67
Grade 80 Coupling Links 46
Pear Shaped Links 46
Pear Shaped Quick Links #7370 - Stainless Steel 93
Rapid/Quick Links #7350 - Bright Zinc 66
Rapid/Quick Links #7350 - Stainless Steel 93
Repair Lap Links - Bright Zinc 66
Round Rings - Hot Galvanized 94
Round Rings - Zinc Plated 94
S-Hooks, Steel - Bright Zinc 67
Spring Hooks #2450 - Bright Zinc 66
Spring Hooks #2450 - Stainless Steel 93
Stainless Steel Chain Fittings 93-94
Stainless Steel Grade 50 Coupling Links 94
Stainless Steel Grade 50 Master Links 94
Stainless Steel Round Rings 94
Swivels - Drop Forged, Hot Galvanized 66
Swivels - Stainless Steel Type 316 93

CONVERSION TABLES

Decimal & Metric Conversion Tables 116

CORDAGE

3-Strand 34
High Strength 35
HMPE 12-Strand 35
HMPE Fabrication 108
HMPE Slings 35
Manila 34
Nylon 34
PolyDac 34
Polypropylene 34
Tagline 35

ENDLESS ROUND SLINGS

High Performance Endless Round Slings 75
Polyester Endless Round Slings 74
Synthetic Round Sling Hooks with Latch 74

EYE BOLTS

Forged Regular Nut 31
Forged Shoulder Nut 31
Plain Pattern Machinery 32
Shoulder Pattern Lag Screws 31
Shoulder Pattern Machinery 32
Stainless Steel Lifting 33
Stainless Steel Shoulder Nut with Washer 33

EYE NUTS

Hot Galvanized, Drop Forged 33
Stainless Steel 33

FABRICATION

..... 18, 20, 108

HOISTS & HOIST ANCHORS

Beam Clamps 100
Chain Hoists 99, 101
Harrington® 101
Lever Hoists 98, 101
LifStar® 98-100
Manual Trolleys 100

HOOKS

Barrel Hook 77
Bolt-On or Weld-On D-Rings 57
Cargo Control 85, 86, 88
Chain Choker Hooks 104
Container Hooks 55
Grade 100 Eye Grab Adjuster 52
Grade 100 Fixed Eye Hoist w/ Latch 54
Grade 100 Foundry 54
Grade 100 Grab w/ Cradle 52
Grade 100 Lockable Grab 52
Grade 100 Self Locking 53
Grade 100 Self Locking Swivel 53
Grade 100 Sliding Chain Choker 55
Grade 100 Sliding Choker w/ Latch 55
Grade 100 Sling w/ Latch 52
Grade 100 Sorting w/ or w/o Handle 54
Grade 100 Swivel Eye Hoist 54
Grade 100 Swivel Eye Hoist 54
Grade 100 Clevis Grab 52
Grade 70 Clevis Grab 58
Grade 70 Clevis Slip w/ or w/o latch 59
Grade 70 Weldable Grab 57
Grade 80 Alloy Grab w/ Cradle 56
Grade 80 Alloy Sling w/ Latch 56
Grade80 Clevis Grab 58
Grade 80 Clevis Slip 59
High Test Clevis Grab 58
High Test Clevis Slip w/ or w/o Latch 59
High Test Eye Grab 58
High Test Eye Slip w/ or w/o Latch 59
Keyhole Grab 104
Main Line Slide 104
Pipe 21
Snap 56
Stainless Steel 92
Synthetic Round Sling 74
Trailer Safety S-Hooks 103
Weld-On Bucket with Latch 57
Weld-On Chain Retainers 57
Weld-On Lifting Points 57
Weld-On or Bolt-On D-Rings 57

HOOKS CONTINUED
Winchline Hooks 56
X100® 52-55

HOSE RESTRAINTS
Flowline Restraints 97
Polyester Whip Stop Hose Restraints 96
Whip Stop Hose Restraints 96

IN THE SHOP 109

LINKS
Grade 100 Links 45
Grade 80 Links 46
Stainless Steel Grade 50 Links 94

LOGGING SUPPLIES 104

PULLEYS
Hay Fork 37

REPLACEMENT KITS
Grade 100 Forged Latch Kits 52
Grade 100 Interchangeable Latch Kits 54
Grade 100 Self Locking Hook Trigger Kit 53
Grade 100 X-Latch Kits for Crane Blocks 60
Sling Hook Latch Kits 56
Stainless Steel Latch Kits 59
Synthetic Round Sling Hook Latch Kits 74
Weld-On Bucket Hook Latch Kits 57

RIG & RIG MOVE 105

SHACKLES
All Alloy Bolt Type Anchor 64
All Alloy Bolt Type Long Reach 65
All Alloy Screw Pin Anchor 64
All Alloy Screw Pin Long Reach 65
Bolt Type Web 64
Commercial Grade Anchor 104
Galvanized Bolt Type Anchor 63
Galvanized Round Pin Anchor 63
Galvanized Screw Pin Anchor 63
Galvanized Screw Pin Chain 64
Stainless Steel Type 316 Bolt Type Anchor 91
Stainless Steel Type 316 Screw Pin Anchor 91
Stainless Steel Type 316 Screw Pin Bow 91

SLINGS
12 Strand HMPE Rope 35
Endless Round Slings 74-75
Fabrication 108
Grade 100 Chain Slings 42-44
Grade 80 Chain Slings 46
Synthetic Web Slings 70-73
Wire Rope Slings 14-15, 20, 22-23

SNAPS 95

SOCKETS
Closed Swage Sockets 16
Open Swage Sockets 16
Wedge Sockets (Beckets) 17

STAINLESS STEEL
Aircraft Cable 10, 90
Blocks 92
Chain 90
Chain Fittings 94
Connecting Links 93
Coupling Links 94
Eye Bolts 33
Eye Nuts 33
Fittings (Quick Links & Snaps) 93
Hooks 92
Master Links 94
Round Rings 94
Shackles 91
Sleeves 26
Swivels 93
Thimbles 25
Turnbuckles 29
Wire Rope 11, 90
Wire Rope Clips 24

SWAGE FITTINGS
Sleeves 26
Stops 26

SYNTHETIC
Custom Synthetic 76-77
Endless Slings 71
Fabrication 108
High Performance Endless Round Slings 75
Nylon Slings 70-73
Polyester Slings 70-73
Polyester Endless Round Slings 74
Reversed Eye 71
Wear & Abuse 114
Web Bridle Slings 72
Web Slings 70-71
Wide Body Slings 73

SWIVEL HOIST RINGS
Forged 32
Machined 32

TESTING 41, 106-107

TOOLS
Cable & Wire Rope Cutters 27
Cable & Wire Rope Measuring Meter 27
Chain & Bolt Cutters 27
Hand Swaging Tools 27

TRAILER SAFETY
Cable Assemblies 103
Chain 102
Chain Assemblies 102
Hooks 103

TURNBUCKLES
Galvanized 28
Stainless Steel 29
Stub End 29

WEAR & ABUSE
Chain 112
Synthetic 114
Wire Rope 110

WEDGE SOCKETS (BECKETS) 17

WINCHLINES
Fabrication 108
Winchlines 19

WIRE ROPE
Bright Fiber Core 6X19, 6X37 11
Bright IWRC 6X19, 6X37 11
Cable and Wire Rope Cutters 27
Cross Sections of Wire Rope 115
Domestic 12-13
Galvanized IWRC & Fiber Core 6X19 11
Rotation Resistant 19X7 11
Stainless Steel 6X25, 6X36 ..... 11, 90
Swaging Tools 27
Wear & Abuse 110
Wire Rope 101 111

WIRE ROPE CLIPS
Double Grip 24
Drop-Forged 24
Malleable 24
Stainless Steel 24

WIRE ROPE - DOMESTIC
Compacted 6-PAC 12
Domestic 6X19, 6X36 12
Rotation Resistant 8X19, 19X7 13
Rotation Resistant Super Flex Pac 19 13
Sand Lines & Swabbing Lines 6X7 12
Swaged Tubing Lines 13

WIRE ROPE SLINGS
Braided 22-23
Fabrication Options 20
Four-Leg 15
Grommets 20
Single-Leg 14
Three-Leg 15
Two-Leg 14

WIRE ROPE THIMBLES
Combination Clamp & Thimble 21
Heavy Duty 25
Slip-Thru 21
Stainless Steel 25
Standard 25
X100 Extra Heavy Duty 25

ADVANTAGE SALES & SUPPLY CO., LLC

ADVANTAGE SALES & SUPPLY, LLC
99 SERVIDEA DRIVE
RIDGWAY, PA 15853

PHONE: (814) 772-4766
FAX: (814) 772-4767
TOLL FREE: 1-800-216-2183

CREDIT APPLICATION

COMPANY NAME _____
COMPANY ADDRESS _____
_____
CONTACT PERSON _____
COMPANY PHONE _____
COMPANY FAX _____
TAX ID. NO. _____

ACCOUNTS PAYABLE CONTACT _____
ACCOUNTS PAYABLE PHONE _____
ACCOUNTS PAYABLE E-MAIL _____
BILL TO ADDRESS _____
_____
_____
AMOUNT OF CREDIT REQUESTING $ _____

Is your company Tax Exempt in the State of Pennsylvania? _____
If so, please provide Exemption Certificate with Credit Application.

REFERENCES

COMPANY NAME _____
PHONE _____ FAX _____
CONTACT PERSON _____

COMPANY NAME _____
PHONE _____ FAX _____
CONTACT PERSON _____

COMPANY NAME _____
PHONE _____ FAX _____
CONTACT PERSON _____

BANK INFORMATION

BANK NAME _____
ACCOUNT NUMBER _____
PHONE _____ FAX _____
CONTACT PERSON _____

ADVANTAGE BRANDS



GOLD TIP®
PREMIUM CARGO CONTROL







X100®
CHAIN & LIFTING PRODUCTS



ADVANT-EDGE®
EDGE PROTECTED SYNTHETIC SLINGS





TM

LIFSTAR
CHAIN FALLS & LEVER HOISTS



ADVANTAGE
SALES & SUPPLY CO., LLC

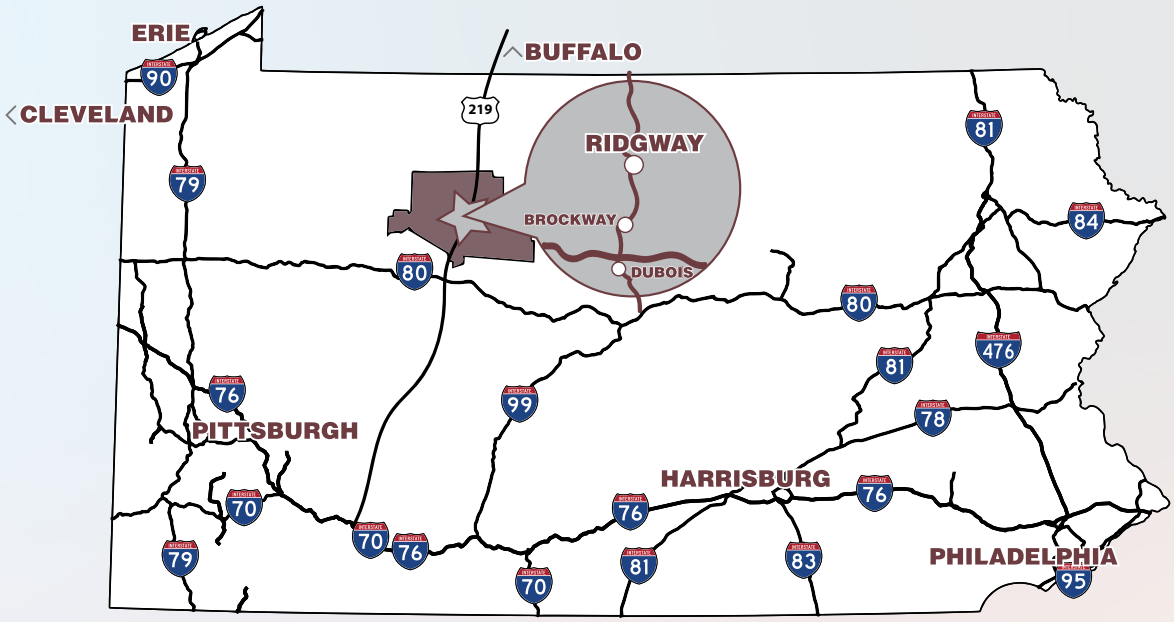

ADVANTAGE SALES & SUPPLY, LLC

99 Servidea Drive

Ridgway, PA 15853

PHONE: (814) 772-4766

FAX: (814) 772-4767

TOLL FREE: 800-216-2183

2025

$10.00