


HEAVY DUTY CABLE PULLERS

BY  ADVANTAGE

EASIEST, SMOOTHEST, AND SAFEST CABLE PULLER AVAILABLE



AVAILABLE IN 1 TON, 2 TON, AND 4 TON



CLOSE UP DOUBLE GEAR

CABLE PULLER COME-ALONG

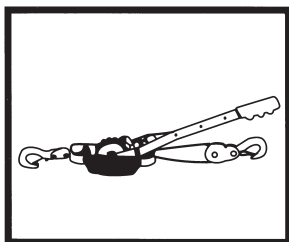
STOCK NUMBER	SIZE	MAXIMUM PULL	CABLE DIAMETER	HANDLE LENGTH	WEIGHT	WORKING LOAD LIMIT
CP2000	1 Ton	12 FT	3/16"	20"	8.2 lbs.	2,000 lbs.
CP4000	2 Ton	6 FT	3/16"	20"	9.4 lbs.	4,000 lbs.
CP8000	4 Ton	5-10FT	1/4"	22"	14.4 lbs.	8,000 lbs.

KEY FEATURES

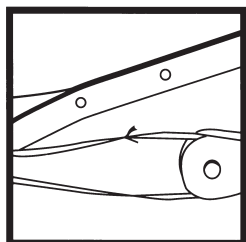
- Heavy Duty Aluminum Double Gear
- Double Line Galvanized Aircraft Cable with Pulley/Hook Block
- 360° Rotation Swivel Hook
- Heavy Steel Frame & Handle
- Easy-to-Use Thumb Operated Engaging and Disengaging
- Forged Hooks with Safety Latches
- Anti-Slip Grip Handle
- Forged Spring-Operated Pawl
- Safety Factor 2 to 1

**PREMIUM QUALITY
FOR YOUR
TOUGHEST JOBS**

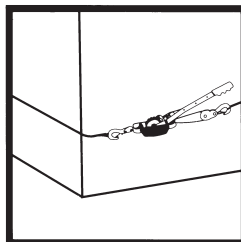
CAUTIONS




DO NOT OVERLOAD Maximum weight capacity. For **PULLING ONLY**. This item is not rated for overhead lifting. Be sure that the area is free and clear of any objects.



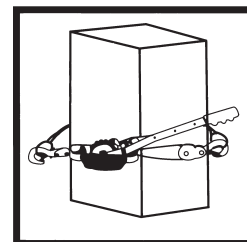
VISUALLY INSPECT PULLER Check for any damage or wear before each use. Look for fraying, kinks, or twisted wire in the cable. Look for damage to the handle, body, or mechanism. **Do not use if any damage is evident.**



DO NOT PULL AROUND CORNERS.



DO NOT USE A "CHEATER" PIPE OR ANY OTHER DEVICE TO INCREASE LEVERAGE. Do not use with any evidence of a bent or twisted handle.



NEVER WRAP CABLE AROUND AN OBJECT AND RECONNECT TO THE PULLER'S BODY OF CABLE.