

**TABLE OF CONTENTS**

**BINDER BY FITTING** .....4-7

**GOLD TIP PREMIUM RATCHET LOAD BINDERS**.....8-27

**GOLD TIP SERIES LOAD BINDERS** ..... 9-12, 20

**LOK-DOWN® LOK-DOWN® LOAD BINDERS** ..... 13

**GOLD TIP LITE® LOAD BINDERS** ..... 14-17

**BULLSEYE BULLSEYE® LOAD BINDERS**..... 18-19

**BIG-FOOT® BIG-FOOT® LOAD BINDERS**..... 20

**GOLD TIP BALER LOAD BINDERS** ..... 21

**GOLD TIP COMPACTOR LOAD BINDERS**..... 22

**GOLD TIP LONG BARREL LOAD BINDERS** ..... 23

**GOLD TIP SWIVEL LOAD BINDERS**..... 24

**GOLD TIP REMOVABLE HANDLE LOAD BINDERS** ..... 25

**GOLD TIP “T” HANDLE LOAD BINDERS** ..... 26

**GOLD TIP ECONOMY LOAD BINDERS**..... 27

**GOLD TIP PREMIUM LEVER LOAD BINDERS** .....28-31

**CARGO CONTROL**.....32-43

**RATCHET STRAPS** .....33-34

**SECURE WINCH BINDERS** ..... 35

**TRAILER TIE-DOWN PARTS** ..... 36

**BINDER CHAINS & TOWING & TIE DOWN CHAINS** .....38-39

**X100 GRADE 100 OVERHEAD LIFTING CHAIN**.....40-41

**CORNER PROTECTORS, TARP STRAPS, CARGO BARS & HOLDERS** ..... 43

**INDEX**..... 44

**PROUD MEMBERS:**



WEB SLING & TIE DOWN ASSOCIATION



**BINDER BY FITTING**

**GRAB-GRAB**



GT7100  
Page 9  
7,100 lbs.



GT7300  
Page 9  
7,300 lbs.



GT12000  
Page 9  
12,000 lbs.



GT13000  
Page 9  
13,000 lbs.



**LOK-DOWN**  
LKD8800  
Page 13  
8,800 lbs.



**LOK-DOWN**  
LKD12000  
Page 13  
12,000 lbs.



**LOK-DOWN**  
LKD18100  
Page 13  
18,100 lbs.



**LITE**  
GT3500L  
Page 14  
3,500 lbs.



**LITE**  
GT4700L  
Page 14  
4,700 lbs.



**LITE**  
GT7100L  
Page 14, 17, 27  
7,100 lbs.



**LITE**  
GT9200L  
Page 10, 27  
9,200 lbs.



**LITE**  
GT7100L8  
Page 16  
7,100 lbs.



**BULLS-EYE**  
GTES375  
Page 18  
8,800 lbs.



**BULLS-EYE**  
GTES500  
Page 18  
12,000 lbs.



**BULLS-EYE**  
GTEF375  
Page 10  
8,800 lbs.



**BULLS-EYE**  
GTEF500  
Page 16  
12,000 lbs.



**BULLS-EYE**  
GTEF625  
Page 18  
16,000 lbs.



**BULLS-EYE**  
GTES625  
Page 18  
16,000 lbs.



**BULLS-EYE**  
GTER375  
Page 19  
8,800 lbs.



**BULLS-EYE**  
GTER500  
Page 19  
12,000 lbs.



**BULLS-EYE**  
GTER625  
Page 19  
16,000 lbs.



**BULLS-EYE**  
ENCLOSED GEAR  
RATCHET LOAD BINDERS

**BINDER BY FITTING**

**GRAB-GRAB CONTINUED**

**BIG-FOOT®**



BFT15000  
Page 20  
**15,000 lbs.**

**BIG-FOOT®**



BFT16000  
Page 20  
**16,000 lbs.**



GT7300BODY  
Page 25  
**7,300 lbs.**



GT15000BODY  
Page 25  
**15,000 lbs.**



RBNDR7100TCHAIN  
Page 26  
**7,100 lbs.**



RBNDR7100T  
Page 26  
**7,100 lbs.**



RBNDR250  
Page 27  
**2,600 lbs.**



RBNDR375  
Page 27  
**6,600 lbs.**





RBNDR500  
Page 27  
**9,200 lbs.**



RBNDR625  
Page 27  
**11,300 lbs.**

**JAW-JAW**



**LOK-DOWN®**



LKD16000JJ  
Page 13  
**16,000 lbs.**

**LITE**



GT13000LJJ  
Page 15  
**13,000 lbs.**

**HEAVY DUTY**



GT13000JJ  
Page 20  
**13,000 lbs.**



BR12x1JJ8  
Page 21  
**13,000 lbs.**



BR12JJ8  
Page 21  
**28,000 lbs.**



BR12JJ10  
Page 21  
**28,000 lbs.**



CD12JJ  
Page 22  
**28,000 lbs.**



CD16JJ  
Page 22  
**28,000 lbs.**



CD24JJ  
Page 22  
**28,000 lbs.**



GT9200JJ24  
Page 23  
**9,200 lbs.**



GT6600JJSWIV  
Page 24  
**6,600 lbs.**




GT13000JJBODY  
Page 25  
**13,000 lbs.**



**GREASE FITTINGS ON ALL JAW BINDERS**

**BINDER BY FITTING**

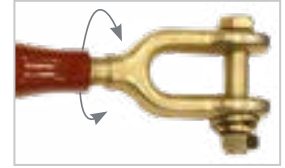
**GRAB-JAW**



GT6600HJSWIV  
Page 24  
6,600 lbs.



GT6600CHAINJSWIV  
Page 24  
6,600 lbs.



360° JAW SWIVEL

**GRAB-GRAB/SLIP & SLIP-SLIP**



GT8800GGS  
Page 12  
8,800 lbs.

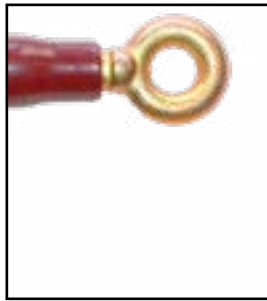


GT15000GGS  
Page 12  
15,000 lbs.



GT11300LSS  
Page 12  
11,300 lbs.


**GRAB-EYE**



GT7300EH  
Page 11  
7,300 lbs.



GT12000EH  
Page 11  
12,000 lbs.



**SHORT BARREL**



GT8800EH8  
Page 17  
8,800 lbs.

**LITE**



GT9200LEH  
Page 15  
9,200 lbs.



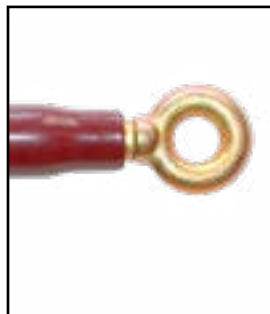
**GRAB-SLIP**



GT12000GS  
Page 12  
12,000 lbs.

# BINDER BY FITTING

## EYE-EYE



GT13000EE  
Page 11  
13,000 lbs.




GT10000LEE  
Page 16  
10,000 lbs.



BR16EE8  
Page 21  
28,000 lbs.

COMES IN MANY STYLES AND SIZES:

- STANDARD DUTY
- LIGHT DUTY
- BALER TYPE
- COMPACTOR TYPE
- LONG BARREL
- SHORT BARREL
- REMOVABLE HANDLE



CD12EE  
Page 22  
28,000 lbs.



CD16EE  
Page 22  
28,000 lbs.



CD24EE  
Page 22  
28,000 lbs.



GT9200EE24  
Page 23  
9,200 lbs.




GT13000EE20  
Page 23  
13,000 lbs.



GT13000EEBODY  
Page 25  
13,000 lbs.

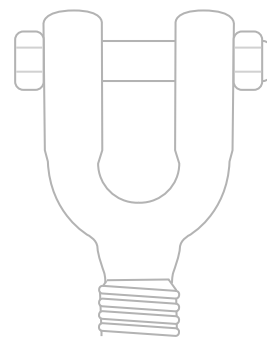
## EYE-JAW



GT13000EJ  
Page 10  
13,000 lbs.



CD12EJ  
Page 22  
28,000 lbs.



CD16EJ  
Page 22  
28,000 lbs.



CD24EJ  
Page 22  
28,000 lbs.

# **GOLD TIP® BINDERS**

## **RATCHET LOAD BINDERS**



# GOLD TIP Series

## ONE PIECE HANDLE

### PREMIUM RATCHET LOAD BINDERS

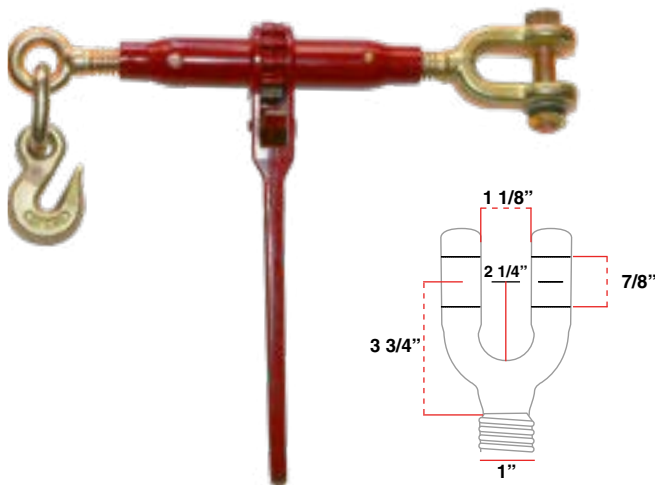
#### GRAB-GRAB



- Tapered, heavy duty barrel
- Grab-Grab end fittings
- Fittings are yellow zinc plated
- Powder coated handle and barrel
- All load bearing fittings are forged
- Quenched and tempered
- One piece handle

STOCK NUMBER	CHAIN SIZE	TAKE-UP	BARREL LENGTH	HANDLE LENGTH	SCREW DIAMETER	BEARING TO BEARING (CLOSED-OPEN)	WORKING LOAD LIMIT (LBS.)	PROOF LOAD LIMIT (LBS.)	WEIGHT/PIECE (LBS.)
GT7100	5/16" - 3/8"	8"	10"	15.5"	7/8"	25" - 33"	7,100	14,200	9
GT7300	5/16" - 3/8"	8"	10"	15.5"	1"	25" - 33"	7,300	14,600	13
GT12000	3/8" - 1/2"	8"	10"	15.5"	1"	26" - 34"	12,000	24,000	14
GT13000	1/2" - 5/8"	8"	10"	15.5"	1"	26" - 34"	13,000	26,000	16

#### GRAB-JAW WITH GREASE FITTINGS



- Tapered, heavy duty barrel
- Grab-Jaw end fittings
- Fittings are yellow zinc plated
- Powder coated handle and barrel
- All load bearing fittings are forged
- Quenched and tempered
- One piece handle

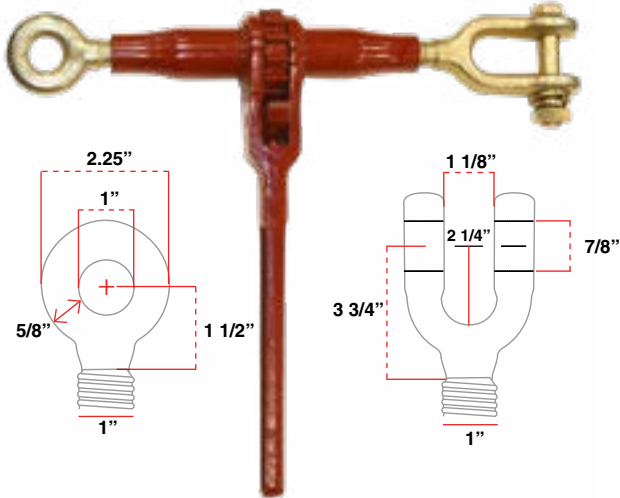
STOCK NUMBER	GRAB HOOK SIZE	TAKE-UP	BARREL LENGTH	HANDLE LENGTH	SCREW DIAMETER	JAW THROAT OPENING	BEARING TO BEARING (CLOSED-OPEN)	WORKING LOAD LIMIT (LBS.)	PROOF LOAD LIMIT (LBS.)	WEIGHT/PIECE (LBS.)
GT7300HJ	3/8"	8"	10"	15.5"	1"	1 1/8"	21" - 29"	7,300	14,600	13

# GOLD TIP Series

## ONE PIECE HANDLE


### PREMIUM RATCHET LOAD BINDERS

**EYE-JAW WITH GREASE FITTINGS**



- Tapered, heavy duty barrel
- Eye-Jaw end fittings
- Fittings are yellow zinc plated
- Powder coated handle and barrel
- All load bearing fittings are forged
- Quenched and tempered
- One piece handle

STOCK NUMBER	TAKE-UP	BARREL LENGTH	HANDLE LENGTH	SCREW DIAMETER	EYE DIAMETER	JAW THROAT OPENING	BEARING TO BEARING (CLOSED-OPEN)	WORKING LOAD LIMIT (LBS.)	PROOF LOAD LIMIT (LBS.)	WEIGHT/PIECE (LBS.)
GT13000EJ	8"	10"	15.5"	1"	1"	1 1/8"	17" - 25"	13,000	26,000	14





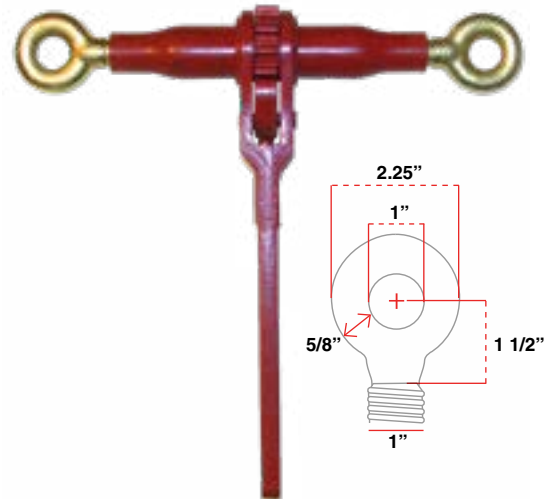
# GOLD TIP Series

## ONE PIECE HANDLE

### PREMIUM RATCHET LOAD BINDERS

#### EYE-EYE

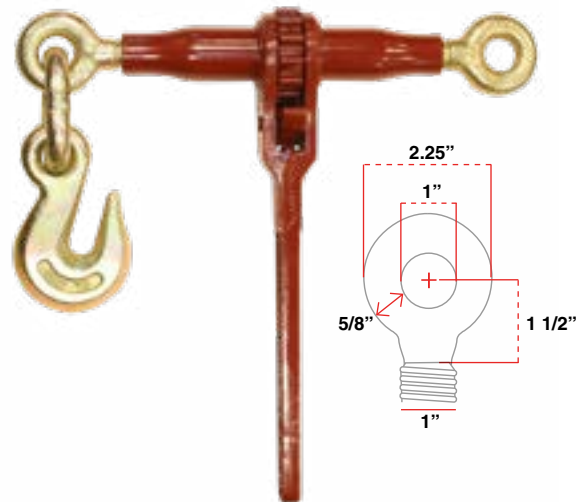
- Tapered, heavy duty barrel
- Eye-Eye end fittings
- Fittings are yellow zinc plated
- Powder coated handle and barrel
- All load bearing fittings are forged
- Quenched and tempered
- One piece handle



STOCK NUMBER	TAKE-UP	BARREL LENGTH	HANDLE LENGTH	SCREW DIAMETER	BEARING TO BEARING (CLOSED-OPEN)	WORKING LOAD LIMIT (LBS.)	PROOF LOAD LIMIT (LBS.)	WEIGHT/PIECE (LBS.)
GT13000EE	8"	10"	15.5"	1"	14" - 22"	13,000	26,000	10

#### EYE-GRAB

- Tapered, heavy duty barrel
- Eye-Grab end fittings
- Fittings are yellow zinc plated
- Powder coated handle and barrel
- All load bearing fittings are forged
- Quenched and tempered
- One piece handle



STOCK NUMBER	TAKE-UP	BARREL LENGTH	HANDLE LENGTH	SCREW DIAMETER	BEARING TO BEARING (CLOSED-OPEN)	WORKING LOAD LIMIT (LBS.)	PROOF LOAD LIMIT (LBS.)	WEIGHT/PIECE (LBS.)
GT7300EH	8"	10"	15.5"	1"	19" - 27"	7,300	14,600	12
GT12000EH	8"	10"	15.5"	1"	19" - 27"	12,000	24,000	15

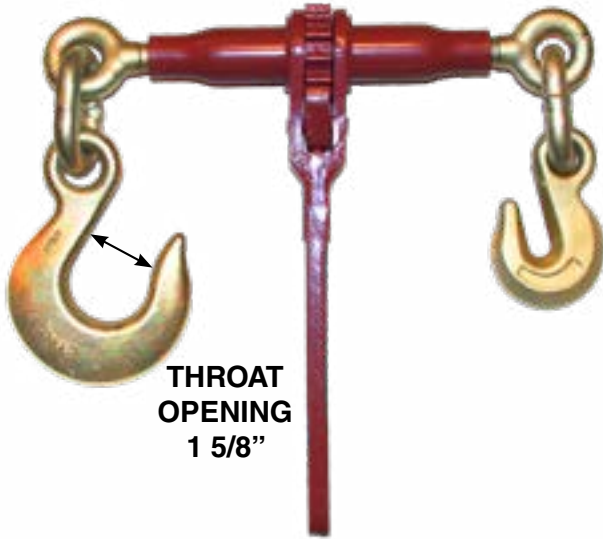
SHORT BARREL EYE HOOK AVAILABLE - SEE PAGE 17

# GOLD TIP Series

## ONE PIECE HANDLE

### PREMIUM RATCHET LOAD BINDERS

**GRAB-SLIP**

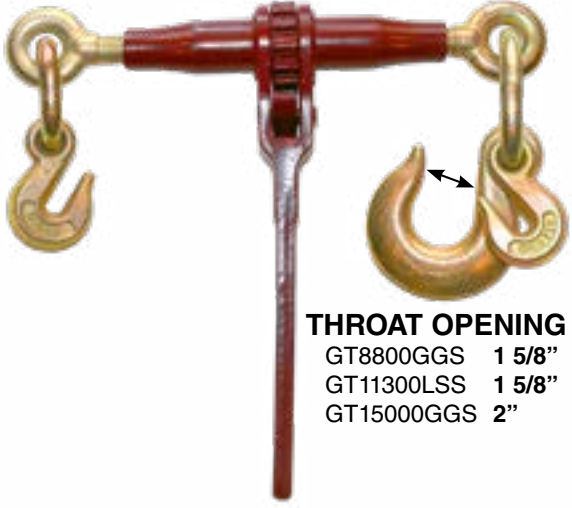


**THROAT  
OPENING  
1 5/8"**

- Tapered, heavy duty barrel
- Grab-Slip end fittings
- Fittings are yellow zinc plated
- Powder coated handle and barrel
- All load bearing fittings are forged
- Quenched and tempered
- One piece handle

STOCK NUMBER	GRAB HOOK SIZE	TAKE-UP	BARREL LENGTH	HANDLE LENGTH	SCREW DIAMETER	BEARING TO BEARING (CLOSED-OPEN)	WORKING LOAD LIMIT (LBS.)	PROOF LOAD LIMIT (LBS.)	WEIGHT (LBS.)
GT12000GS	1/12" G-5/8" S	8"	10"	15.5"	1"	27" - 35"	12,000	24,000	17

**GRAB-GRAB/SLIP & SLIP-SLIP**



**THROAT OPENING**  
 GT8800GGS 1 5/8"  
 GT11300LSS 1 5/8"  
 GT15000GGS 2"

- Tapered, heavy duty barrel
- Grab-Grab/Slip end fittings or Slip-Slip
- Fittings are yellow zinc plated
- Powder coated handle and barrel
- All load bearing fittings are forged
- Quenched and tempered
- One piece handle

STOCK NUMBER	HOOK SIZE	TAKE-UP	BARREL LENGTH	HANDLE LENGTH	SCREW DIAMETER	BEARING TO BEARING (CLOSED-OPEN)	WORKING LOAD LIMIT (LBS.)	PROOF LOAD LIMIT (LBS.)	WEIGHT/PIECE (LBS.)
GT8800GGS	3/8" G - 1/2" S	8"	10"	15.5"	1"	26" - 34"	8,800	17,600	16
GT15000GGS	1/2" G - 5/8" S	8"	10"	15.5"	1"	28.5" - 36.5"	15,000	30,000	20
GT11300LSS	1/2" S - 1/2" S	8"	10"	15"	7/8"	26" - 34"	11,300	22,600	16

# LOK-DOWN® Series

## TWO PIECE HANDLE

### PREMIUM RATCHET LOAD BINDERS

#### GRAB-GRAB

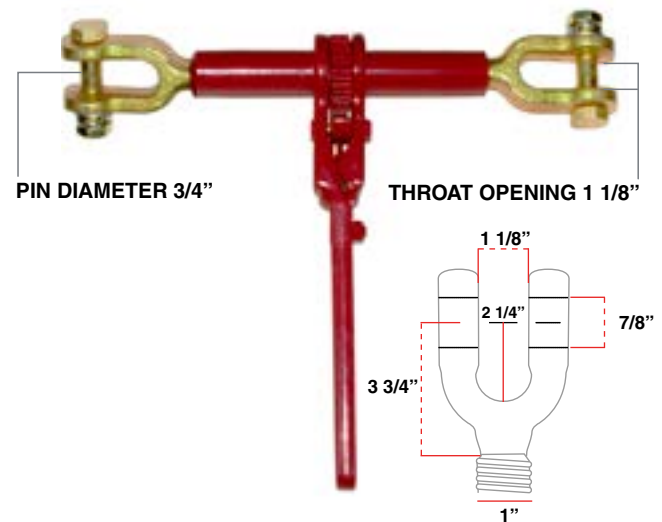
- Straight, heavy duty barrel
- Grab-Grab end fittings
- Fittings are yellow zinc plated
- Powder coated handle and barrel
- All load bearing fittings are forged
- Quenched and tempered
- Two piece handle



STOCK NUMBER	CHAIN SIZE	TAKE-UP	BARREL LENGTH	HANDLE LENGTH	SCREW DIAMETER	BEARING TO BEARING (CLOSED-OPEN)	WORKING LOAD LIMIT (LBS.)	PROOF LOAD LIMIT (LBS.)	WEIGHT/PIECE (LBS.)
LKD8800	5/16" - 3/8"	8"	10"	15.5"	1"	24" - 32"	8,800	17,600	13
LKD12000	3/8" - 1/2"	8"	10"	15.5"	1"	25" - 33"	12,000	24,000	14
LKD18100	1/2" - 5/8"	8"	10"	15.5"	1"	26" - 34"	18,100	36,200	16

#### JAW-JAW

- Straight, heavy duty barrel
- Jaw-Jaw end fittings
- Fittings are yellow zinc plated
- Powder coated handle and barrel
- All load bearing fittings are forged
- Quenched and tempered
- Two piece handle



STOCK NUMBER	TAKE-UP	BARREL LENGTH	HANDLE LENGTH	SCREW DIAMETER	BEARING TO BEARING (CLOSED-OPEN)	WORKING LOAD LIMIT (LBS.)	PROOF LOAD LIMIT (LBS.)	WEIGHT/PIECE (LBS.)
LKD16000JJ	8"	10"	15.5"	1"	17" - 25"	16,000	32,000	14

# GOLD TIP *LITE* Series

## ONE PIECE HANDLE

### PREMIUM RATCHET LOAD BINDERS

**GRAB-GRAB**



**GT3500L**  
3/16" - 1/4"



**GT4700L**  
1/4" - 5/16"



**GT7100L**  
5/16" - 3/8"



**GT9200L**  
3/8" - 1/2"

STOCK NUMBER & CHAIN SIZE	GRAB HOOK SIZE	TAKE-UP	BARREL LENGTH	HANDLE LENGTH	SCREW DIAMETER	BEARING TO BEARING (CLOSED-OPEN)	WORKING LOAD LIMIT (LBS.)	PROOF LOAD LIMIT (LBS.)	WEIGHT (LBS.)
GT3500L 3/16" - 1/4"	1/4"	4"	6"	8"	1/2"	16" - 20"	3,500	7,000	8
GT4700L 1/4" - 5/16"	5/16"	8"	10"	12"	1/2"	20" - 28"	4,700	9,400	9
GT7100L 5/16" - 3/8"	3/8"	8"	10"	15"	7/8"	25" - 33"	7,100	14,200	12
GT9200L 3/8" - 1/2"	1/2"	8"	10"	15"	7/8"	25" - 33"	9,200	18,400	16

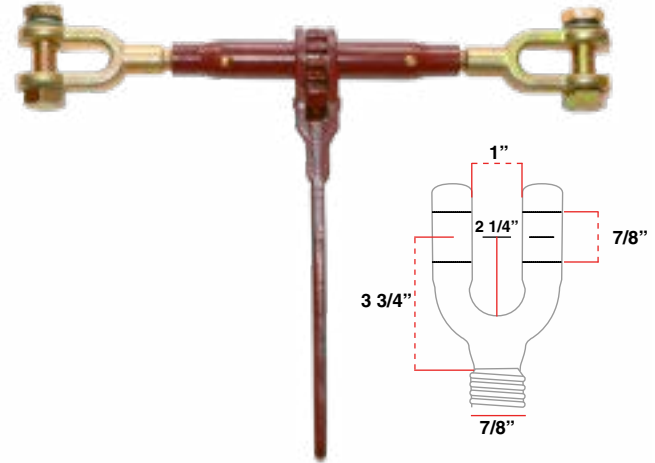
# GOLD TIP LITE Series

## ONE PIECE HANDLE

### PREMIUM RATCHET LOAD BINDERS

#### JAW-JAW WITH GREASE FITTINGS

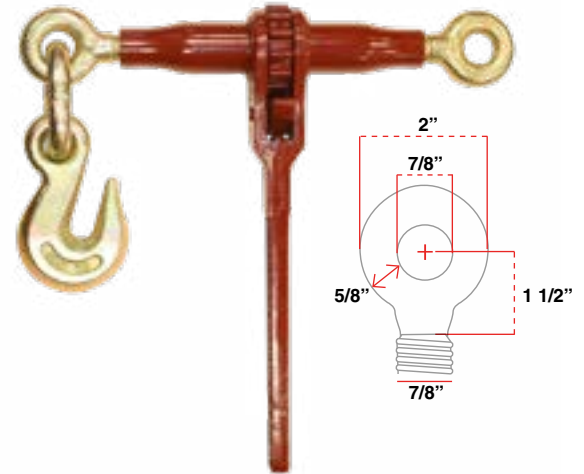
- Tapered barrel
- Jaw-Jaw end fittings
- Fittings are yellow zinc plated
- Powder coated handle and barrel
- All load bearing fittings are forged
- Quenched and tempered
- One piece handle



STOCK NUMBER	TAKE-UP	BARREL LENGTH	HANDLE LENGTH	SCREW DIAMETER	JAW THROAT OPENING	BEARING TO BEARING (CLOSED-OPEN)	WORKING LOAD LIMIT (LBS.)	PROOF LOAD LIMIT (LBS.)	WEIGHT/PIECE (LBS.)
GT13000LJJ	8"	10"	15"	7/8"	1"	16.5" - 24.5"	13,000	26,000	14

#### GOLD-TIP® LITE EYE-GRAB

- Tapered barrel
- Eye-Grab end fittings
- Fittings are yellow zinc plated
- Powder coated handle and barrel
- All load bearing fittings are forged
- Quenched and tempered
- One piece handle



STOCK NUMBER	CHAIN SIZE	TAKE-UP	BARREL LENGTH	HANDLE LENGTH	SCREW DIAMETER	EYE DIAMETER	BEARING TO BEARING (CLOSED-OPEN)	WORKING LOAD LIMIT (LBS.)	PROOF LOAD LIMIT (LBS.)	WEIGHT/PIECE (LBS.)
GT9200LEH	3/8" - 1/2"	8"	10"	15"	7/8"	7/8"	20" - 28"	9,200	18,400	14

# GOLD TIP LITE Short Barrel Series

## ONE PIECE HANDLE

### PREMIUM RATCHET LOAD BINDERS

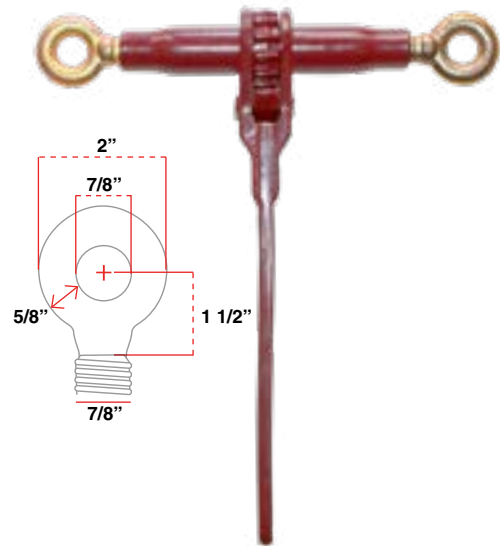
#### GOLD-TIP® LITE GRAB-GRAB - SHORT BARREL



- Tapered, short barrel
- Grab-Grab end fittings
- Fittings are yellow zinc plated
- Powder coated handle and barrel
- All load bearing fittings are forged
- Quenched and tempered
- One piece handle

STOCK NUMBER	CHAIN SIZE	TAKE-UP	BARREL LENGTH	HANDLE LENGTH	SCREW DIAMETER	BEARING TO BEARING (CLOSED-OPEN)	WORKING LOAD LIMIT (LBS.)	PROOF LOAD LIMIT (LBS.)	WEIGHT/PIECE (LBS.)
GT7100L8	5/16" - 3/8"	6"	8"	15"	7/8"	23" - 29"	7,100	14,200	10

#### GOLD-TIP® LITE EYE-EYE - SHORT BARREL



- Tapered, short barrel
- Eye-Eye end fittings
- Fittings are yellow zinc plated
- Powder coated handle and barrel
- All load bearing fittings are forged
- Quenched and tempered
- One piece handle

STOCK NUMBER	TAKE-UP	BARREL LENGTH	HANDLE LENGTH	SCREW DIAMETER	EYE DIAMETER	BEARING TO BEARING (CLOSED-OPEN)	WORKING LOAD LIMIT (LBS.)	PROOF LOAD LIMIT (LBS.)	WEIGHT/PIECE (LBS.)
GT10000LEE	6"	8"	15"	7/8"	7/8"	11.25" - 17.25"	10,000	20,000	10

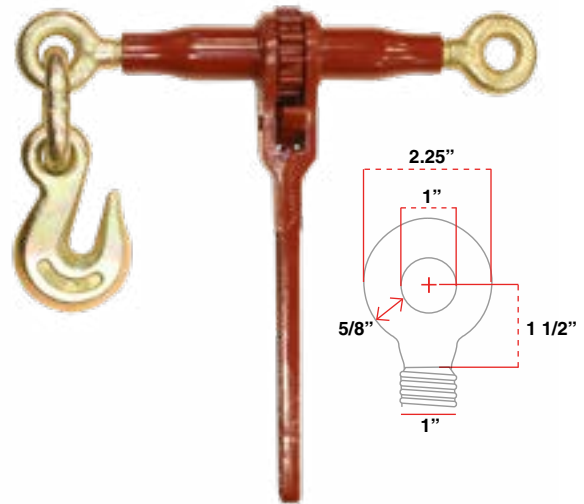
# GOLD TIP LITE Short Barrel Series

## ONE PIECE HANDLE

### PREMIUM RATCHET LOAD BINDERS

#### EYE-GRAB

- Tapered, heavy duty barrel
- Eye-Grab end fittings
- Fittings are yellow zinc plated
- Powder coated handle and barrel
- All load bearing fittings are forged
- Quenched and tempered
- One piece handle



STOCK NUMBER	TAKE-UP	BARREL LENGTH	HANDLE LENGTH	SCREW DIAMETER	BEARING TO BEARING (CLOSED-OPEN)	WORKING LOAD LIMIT (LBS.)	PROOF LOAD LIMIT (LBS.)	WEIGHT/PIECE (LBS.)
GT8800EH8	6"	8"	15.5"	1"	17" - 25"	8,800	17,600	12

# GOLD TIP LITE LOCKABLE Series

## ONE PIECE HANDLE

### PREMIUM RATCHET LOAD BINDERS

#### GOLD-TIP® LOCKABLE

- Tapered barrel
- Grab-Grab end fittings
- Fittings are yellow zinc plated
- Powder coated handle and barrel
- All load bearing fittings are forged
- Quenched and tempered
- One piece handle
- Maximum chain/grade: 3/8" grade 80 chain
- Lockable



FOR USE WITH ANY STANDARD PADLOCK  
LOCK NOT INCLUDED

STOCK NUMBER	CHAIN SIZE	TAKE-UP	BARREL LENGTH	HANDLE LENGTH	SCREW DIAMETER	BEARING TO BEARING (CLOSED-OPEN)	WORKING LOAD LIMIT (LBS.)	PROOF LOAD (LBS.)	WEIGHT/PIECE (LBS.)
GT7100L	5/16" - 3/8"	8"	10"	15"	7/8"	25" - 33"	7,100	14,200	12



**ENCLOSED GEAR RATCHET LOAD BINDERS**

*When the professional truck driver needs to unload*

**STANDARD ENCLOSED RATCHET LOAD BINDER**



- Straight, heavy duty barrel
- Grab-Grab end fittings
- Fittings are yellow zinc plated
- Powder coated handle and barrel
- All load bearing fittings are forged
- Quenched and tempered
- One piece handle
- Enclosed gears

STOCK NUMBER	TAKE-UP	BARREL LENGTH	HANDLE LENGTH	SCREW DIAMETER	END FITTINGS	BEARING TO BEARING (CLOSED-OPEN)	WORKING LOAD LIMIT (LBS.)	PROOF LOAD LIMIT (LBS.)	WEIGHT/PIECE (LBS.)
GTES375	8"	10"	15"	1"	3/8" Grab x 2	25" - 33"	8,800	17,600	13
GTES500	8"	10"	15"	1"	1/2" Grab x 2	26" - 34"	12,000	24,000	17
GTES625	8"	10"	15"	1"	5/8" Grab x 2	26" - 34"	16,000	32,000	22

**FOLDING HANDLE ENCLOSED RATCHET LOAD BINDER**



- Straight, heavy duty barrel
- Grab-Grab end fittings
- Fittings are yellow zinc plated
- Powder coated handle and barrel
- All load bearing fittings are forged
- Quenched and tempered
- Folding handle
- Enclosed gears



STOCK NUMBER	TAKE-UP	BARREL LENGTH	HANDLE LENGTH	SCREW DIAMETER	END FITTINGS	BEARING TO BEARING (CLOSED-OPEN)	WORKING LOAD LIMIT (LBS.)	PROOF LOAD LIMIT (LBS.)	WEIGHT/PIECE (LBS.)
GTEF375	8"	10"	15"	1"	3/8" Grab x 2	25" - 33"	8,800	17,600	13
GTEF500	8"	10"	15"	1"	1/2" Grab x 2	26" - 34"	12,000	24,000	17
GTEF625	8"	10"	15"	1"	5/8" Grab x 2	26" - 34"	16,000	32,000	22





## ENCLOSED GEAR RATCHET LOAD BINDERS

*When the professional truck driver needs to unload*

### REMOVABLE HANDLE ENCLOSED RATCHET LOAD BINDER

- Straight, heavy duty barrel
- Grab-Grab end fittings
- Fittings are yellow zinc plated
- Powder coated handle and barrel
- All load bearing fittings are forged
- Quenched and tempered
- Removable handle
- Enclosed gears



### BODY

STOCK NUMBER	TAKE-UP	BARREL LENGTH	HANDLE LENGTH	SCREW DIAMETER	END FITTINGS	BEARING TO BEARING (CLOSED-OPEN)	WORKING LOAD LIMIT (LBS.)	PROOF LOAD LIMIT (LBS.)	WEIGHT/PIECE (LBS.)
GTER375	8"	10"	16"	1"	3/8" Grab x 2	25" - 33"	8,800	17,600	13
GTER500	8"	10"	16"	1"	1/2" Grab x 2	26" - 34"	12,000	24,000	17
GTER625	8"	10"	16"	1"	5/8" Grab x 2	26" - 34"	16,000	32,000	22

### HANDLE

STOCK NUMBER	HANDLE LENGTH
GTERHANDLE	16"



# BIG-FOOT® Series

## ONE PIECE HANDLE

### PREMIUM HIGH CAPACITY RATCHET LOAD BINDERS

Designed for **EXTREME** loads

**GRAB-GRAB**



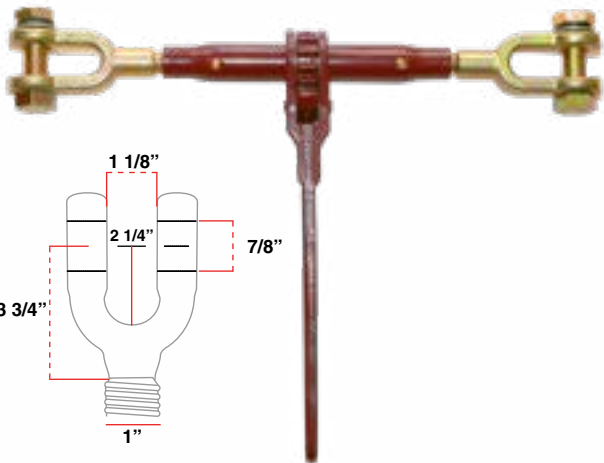
- Tapered, heavy duty barrel
- Grab-Grab end fittings
- Fittings are clear zinc plated
- Powder coated handle and barrel
- All load bearing fittings are forged
- Quenched and tempered
- One piece handle

STOCK NUMBER	CHAIN SIZE	TAKE-UP	BARREL LENGTH	HANDLE LENGTH	SCREW DIAMETER	BEARING TO BEARING (CLOSED-OPEN)	WORKING LOAD LIMIT (LBS.)	PROOF LOAD LIMIT (LBS.)	WEIGHT/PIECE (LBS.)
BFT15000	3/8" - 1/2"	8"	10"	15.5"	1"	26" - 34"	15,000	30,000	16
BFT16000	1/2" - 5/8"	8"	10"	15.5"	1"	27" - 35"	16,000	32,000	18

**THE FIRST CHOICE FOR THE HEAVY HAUL INDUSTRY**

# GOLD TIP Heavy Duty Series

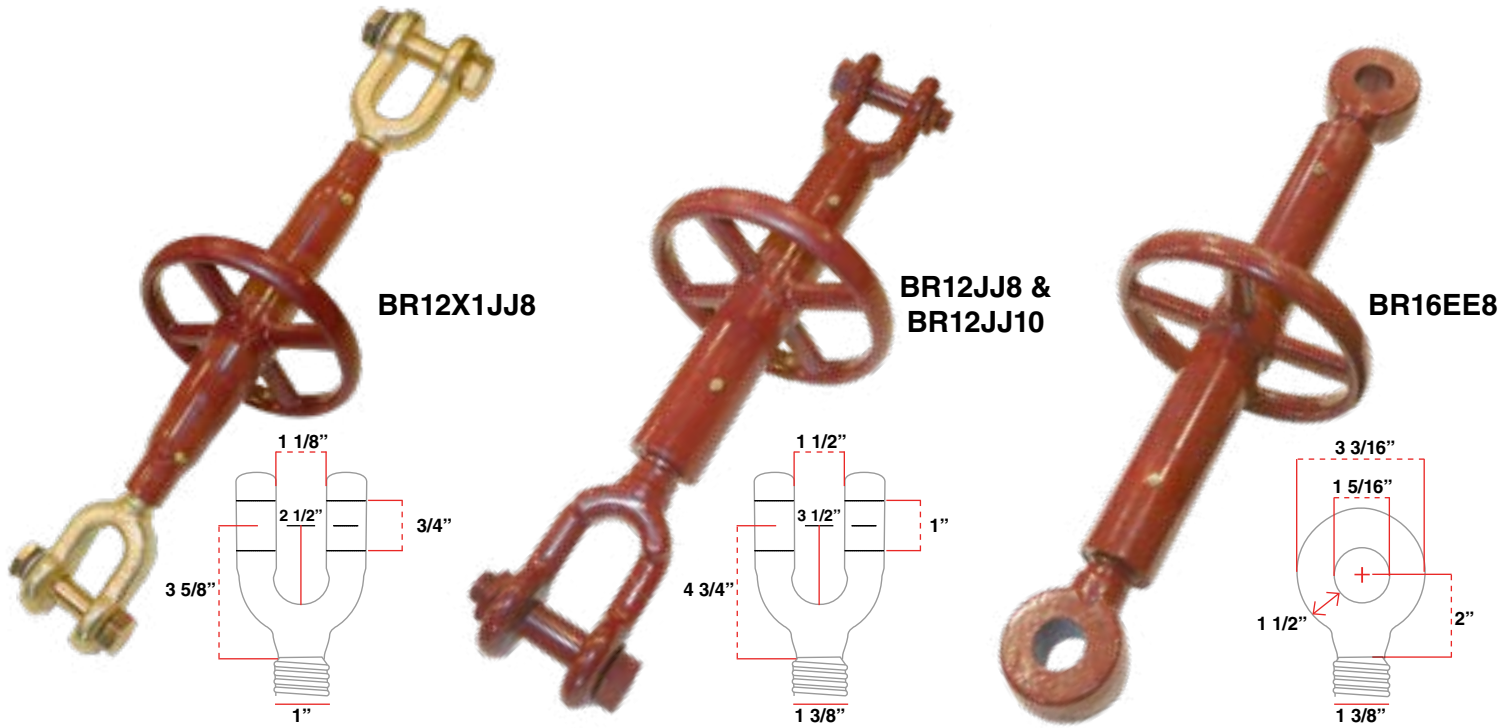
**GOLD-TIP® JAW-JAW WITH GREASE FITTINGS**



- Tapered, heavy duty barrel
- Jaw-Jaw end fittings
- Fittings are yellow zinc plated
- Powder coated handle and barrel
- All load bearing fittings are forged
- Quenched and tempered
- One piece handle

STOCK NUMBER	TAKE-UP	BARREL LENGTH	HANDLE LENGTH	SCREW DIAMETER	JAW THROAT OPENING	BEARING TO BEARING (CLOSED-OPEN)	WORKING LOAD LIMIT (LBS.)	PROOF LOAD LIMIT (LBS.)	WEIGHT/PIECE (LBS.)
GT13000JJ	8"	10"	15.5"	1"	1.125"	16.5" - 24.5"	13,000	26,000	16

# BALER Series PREMIUM LOAD BINDERS



## JAW-JAW WITH GREASE FITTINGS

STOCK NUMBER	TAKE-UP	BARREL LENGTH	WHEEL DIAMETER	SCREW DIAMETER	JAW THROAT OPENING	BEARING TO BEARING (CLOSED-OPEN)	WORKING LOAD LIMIT (LBS.)	PROOF LOAD LIMIT (LBS.)	WEIGHT/PIECE (LBS.)
BR12x1JJ8	10"	12"	8"	1"	1 1/8"	18" - 28"	13,000	26,000	17
BR12JJ8	10"	12"	8"	1 3/8"	1 1/2"	22" - 32"	28,000	56,000	24
BR12JJ10	10"	12"	10"	1 3/8"	1 1/2"	28" - 38"	28,000	56,000	26

## EYE-EYE WITH GREASE FITTINGS

STOCK NUMBER	TAKE-UP	BARREL LENGTH	WHEEL DIAMETER	SCREW DIAMETER	EYE INSIDE DIAMETER	BEARING TO BEARING (CLOSED-OPEN)	WORKING LOAD LIMIT (LBS.)	PROOF LOAD LIMIT (LBS.)	WEIGHT/PIECE (LBS.)
BR16EE8	14"	16"	8"	1 3/8"	1 5/16"	21" - 35"	28,000	56,000	29




GREASE FITTINGS ON ALL BALER BINDERS

**GOLD TIP BINDERS - THE PREFERRED CHOICE FOR THE WASTE CONTAINER MANUFACTURING INDUSTRY**

# COMPACTOR Series

## TWO PIECE HANDLE

### PREMIUM RATCHET LOAD BINDERS



#### JAW-JAW WITH GREASE FITTINGS

STOCK NUMBER	TAKE-UP	BARREL LENGTH	HANDLE LENGTH	SCREW DIAMETER	JAW THROAT OPENING	BEARING TO BEARING (CLOSED-OPEN)	WORKING LOAD LIMIT (LBS.)	PROOF LOAD LIMIT (LBS.)	WEIGHT/PIECE (LBS.)
CD12JJ	10"	12"	24"	1 3/8"	1 1/2"	21" - 31"	28,000	56,000	30
CD16JJ	14"	16"	24"	1 3/8"	1 1/2"	22" - 36"	28,000	56,000	34
CD24JJ	22"	24"	24"	1 3/8"	1 1/2"	33" - 55"	28,000	56,000	45

#### EYE-EYE WITH GREASE FITTINGS

STOCK NUMBER	TAKE-UP	BARREL LENGTH	HANDLE LENGTH	SCREW DIAMETER	EYE INSIDE DIAMETER	BEARING TO BEARING (CLOSED-OPEN)	WORKING LOAD LIMIT (LBS.)	PROOF LOAD LIMIT (LBS.)	WEIGHT/PIECE (LBS.)
CD12EE	10"	12"	24"	1 3/8"	1 5/16"	18" - 28"	28,000	56,000	29
CD16EE	14"	16"	24"	1 3/8"	1 5/16"	22" - 36"	28,000	56,000	33
CD24EE	22"	24"	24"	1 3/8"	1 5/16"	30" - 52"	28,000	56,000	43

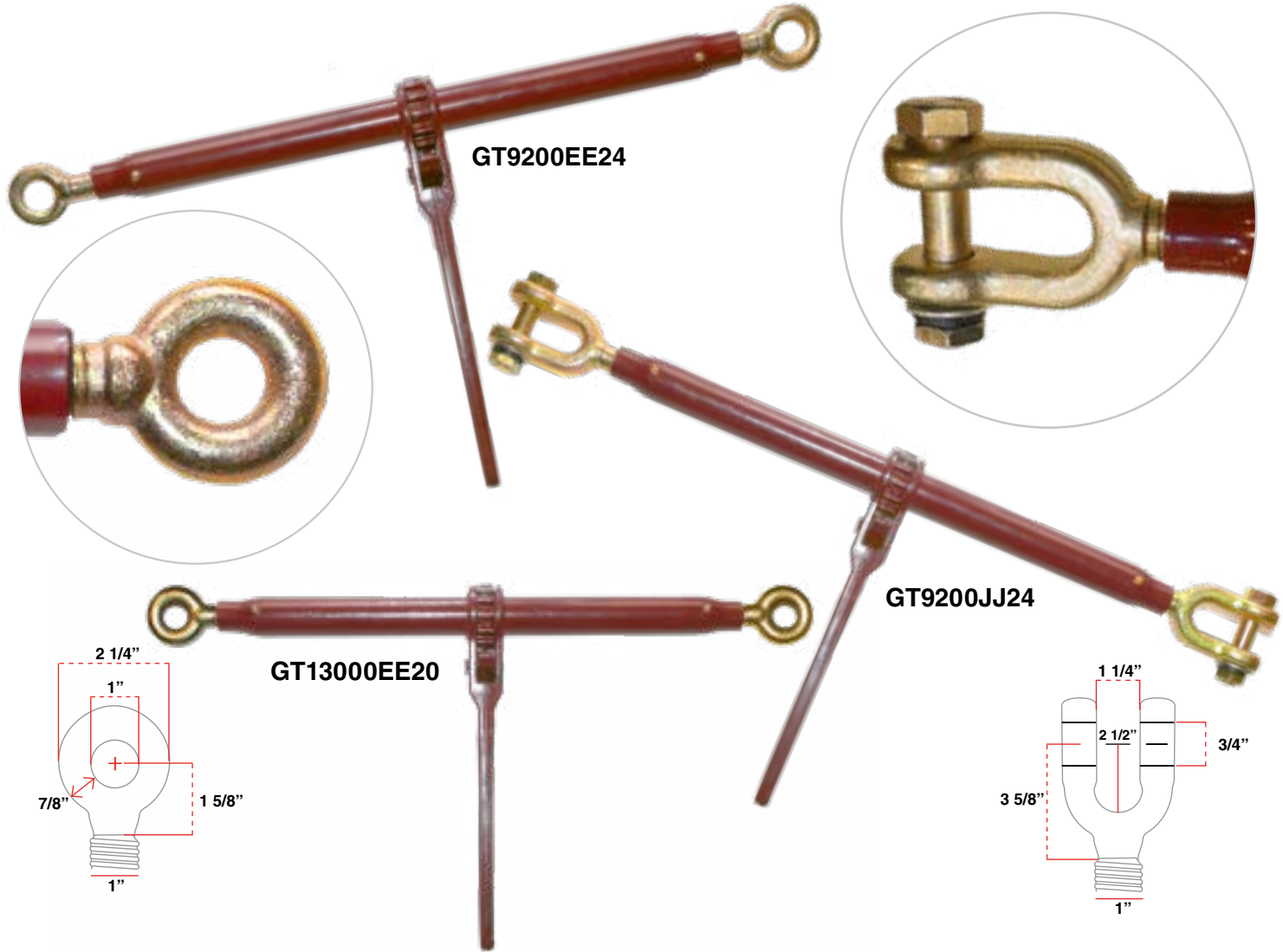
#### EYE-JAW WITH GREASE FITTINGS

STOCK NUMBER	TAKE-UP	BARREL LENGTH	HANDLE LENGTH	SCREW DIAMETER	EYE INSIDE DIAMETER/THROAT OPENING	BEARING TO BEARING (CLOSED-OPEN)	WORKING LOAD LIMIT (LBS.)	PROOF LOAD LIMIT (LBS.)	WEIGHT/PIECE (LBS.)
CD12EJ	10"	12"	24"	1-3/8"	1.250"	20" - 30"	28,000	84,000	30
CD16EJ	14"	16"	24"	1-3/8"	1.250"	24" - 38"	28,000	84,000	36
CD24EJ	22"	24"	24"	1-3/8"	1.250"	33" - 55"	28,000	84,000	44

# LONG BARREL Series

## TWO PIECE HANDLE

### PREMIUM RATCHET LOAD BINDERS



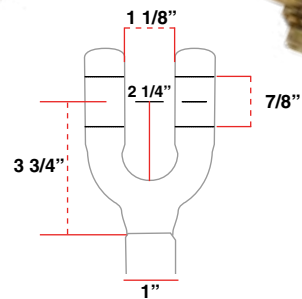
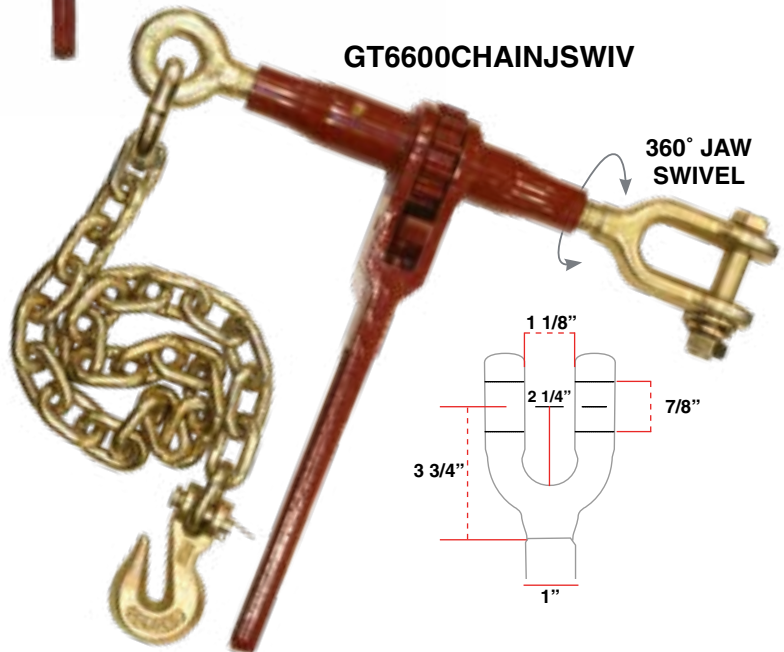
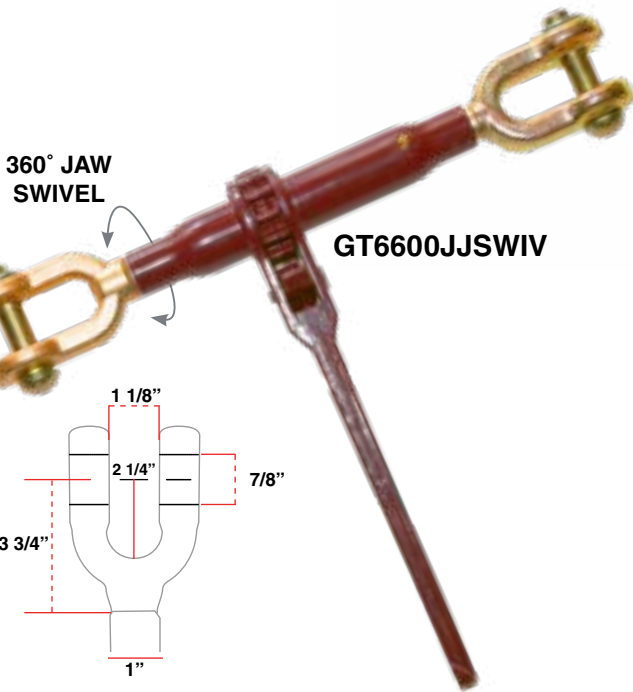

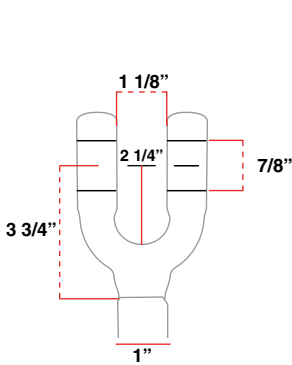
#### JAW-JAW WITH GREASE FITTINGS

STOCK NUMBER	TAKE-UP	BARREL LENGTH	HANDLE LENGTH	SCREW DIAMETER	JAW THROAT OPENING	BEARING TO BEARING (CLOSED-OPEN)	WORKING LOAD LIMIT (LBS.)	PROOF LOAD LIMIT (LBS.)	WEIGHT/PIECE (LBS.)
GT9200JJ24	22"	24"	15.5"	1"	1 1/4"	30" - 52"	9,200	18,400	21

#### EYE-EYE WITH GREASE FITTINGS

STOCK NUMBER	TAKE-UP	BARREL LENGTH	HANDLE LENGTH	SCREW DIAMETER	EYE INSIDE DIAMETER	BEARING TO BEARING (CLOSED-OPEN)	WORKING LOAD LIMIT (LBS.)	PROOF LOAD LIMIT (LBS.)	WEIGHT/PIECE (LBS.)
GT9200EE24	22"	24"	15.5"	1"	1"	29" - 51"	9,200	18,400	16
GT13000EE20	18"	20"	15.5"	1"	1"	25" - 43"	13,000	26,000	15

# SWIVEL Series ONE PIECE HANDLE



## SWIVEL TYPE WITH GREASE FITTINGS


STOCK NUMBER	TAKE-UP	BARREL LENGTH	HANDLE LENGTH	SCREW DIAMETER	JAW THROAT OPENING	BEARING TO BEARING (CLOSED-OPEN)	WORKING LOAD LIMIT (LBS.)	PROOF LOAD LIMIT (LBS.)	WEIGHT/PIECE (LBS.)
GT6600HJSWIV	7"	10"	15.5"	1"	1 1/8"	19" - 26"	6,600	13,200	13
GT6600JJSWIV	7"	10"	15.5"	1"	1 1/8"	16.25" - 23.25"	6,600	13,200	13
GT6600CHAINJSWIV	7"	10"	15.5"	1"	1 1/8"	48" - 55"	6,600	13,200	16

# REMOVABLE HANDLE PREMIUM RATCHET LOAD BINDERS

- One handle for different bodies
- Extra security with stabilizing jam nut for over-the-road transport (required)
- Removable handle limits theft
- Handles & barrels sold separately

**⚠ Warning:** always remove handle before transit

**⚠ Warning:** Always tighten all jam nuts before transit



## BODY

STOCK NUMBER	TAKE-UP	BARREL LENGTH	SCREW DIAMETER	END FITTING	EYE DIAMETER/ THROAT OPENING	BEARING TO BEARING (CLOSED-OPEN)	WORKING LOAD LIMIT (LBS.)	PROOF LOAD LIMIT (LBS.)	WEIGHT/ PIECE (LBS.)
GT7300BODY	8"	10"	1"	3/8" Grab x 2	-	25" - 33"	7,300	14,600	10
GT13000JJBODY	8"	10"	1"	Jaw-Jaw	1.25"	17.25" - 25.25"	13,000	26,000	10
GT13000EEBODY	8"	10"	1"	Eye-Eye	1.06"	14" - 22"	13,000	26,000	6
GT15000BODY	8"	10"	1"	1/2" Grab x 2	-	26" - 34"	15,000	30,000	12

## REMOVABLE HANDLE

STOCK NUMBER	HANDLE LENGTH
GTHANDLE	17"

# “T” HANDLE RATCHET LOAD BINDER

## GOLD-TIP® “T” HANDLE WITH CHAIN



- Tapered, heavy duty barrel
- Grab-Chain Grab end fittings
- Powder coated handle and barrel
- All load bearing fittings are forged
- Quenched and tempered
- One piece “T” handle for easy grip
- Hooks have 360° rotation
- Great for the towing industry

STOCK NUMBER	CHAIN SIZE	TAKE-UP	BARREL LENGTH	HANDLE LENGTH	SCREW DIAMETER	BEARING TO BEARING (CLOSED-OPEN)	WORKING LOAD LIMIT (LBS.)	PROOF LOAD (LBS.)	WEIGHT/PIECE (LBS.)
RBNDR7100TCHAIN	3/8" G70 x 6'	6"	8"	9"	7/8"	93" - 99"	7,100	14,200	20

## GOLD-TIP® “T” HANDLE



- Tapered, heavy duty barrel
- Grab-Grab end fittings
- Powder coated handle and barrel
- All load bearing fittings are forged
- Quenched and tempered
- One piece “T” handle for easy grip
- Hooks have 360° rotation
- Great for the towing industry

STOCK NUMBER	CHAIN SIZE	TAKE-UP	BARREL LENGTH	HANDLE LENGTH	SCREW DIAMETER	WORKING LOAD LIMIT (LBS.)	PROOF LOAD LIMIT (LBS.)	WEIGHT/PIECE (LBS.)
RBNDR7100T	5/16" - 3/8"	6"	8"	9"	7/8"	7,100	14,200	10



# ECONOMY RATCHET LOAD BINDERS

## GOLD-TIP® LITE RATCHET LOAD BINDERS

- Tapered barrel
- Grab-Grab end fittings
- Fittings are yellow zinc plated
- Powder coated handle and barrel
- All load bearing fittings are forged
- Quenched and tempered
- One piece handle
- Lockable



STOCK NUMBER & CHAIN SIZE	GRAB HOOK SIZE	TAKE-UP	BARREL LENGTH	HANDLE LENGTH	SCREW DIAMETER	BEARING TO BEARING (CLOSED-OPEN)	WORKING LOAD LIMIT (LBS.)	PROOF LOAD LIMIT (LBS.)	WEIGHT (LBS.)
GT3500L 3/16" - 1/4"	1/4"	4"	6"	8"	1/2"	16" - 20"	3,500	7,000	8
GT4700L 1/4" - 5/16"	5/16"	8"	10"	12"	1/2"	20" - 28"	4,700	9,400	9
GT7100L 5/16" - 3/8"	3/8"	8"	10"	15"	7/8"	25" - 33"	7,100	14,200	12
GT9200L 3/8" - 1/2"	1/2"	8"	10"	15"	7/8"	25" - 33"	9,200	18,400	16

## ECONOMY RATCHET LOAD BINDERS

- Straight, heavy duty barrel
- Grab-Grab end fittings
- Entire assembly is powder coated
- All load bearing fittings are forged
- Quenched and tempered
- One piece handle



STOCK NUMBER	CHAIN SIZE	WORKING LOAD LIMIT (LBS.)	WEIGHT/PIECE (LBS.)
RBNDR250	1/4" G 30, 1/4" G 43	2,600	5
RBNDR375	5/16" G 70, 3/8" G 70	6,600	11
RBNDR500	3/8" G 70, 1/2" G 43	9,200	13
RBNDR625	1/2" G 70, 5/8" G 43	11,300	16

# PREMIUM LEVER LOAD BINDERS



## PREMIUM LEVER LOAD BINDERS

### LEVER TYPE BINDER

- All load bearing fittings are forged
- Quenched and tempered
- Entire assembly is powder coated
- Hooks have 360° rotation



STOCK NUMBER	CHAIN SIZE	WORKING LOAD LIMIT (LBS.)	WEIGHT/PIECE (LBS.)
LBNDR250	1/4" Grade 30, 1/4" Grade 43	2,600	4
LBNDR375	5/16" Grade 70, 3/8" Grade 70	6,600	7
LBNDR500	3/8" Grade 70, 1/2" Grade 43	9,200	13

### SAFETY RECOILLESS LEVER LOAD BINDER

- Kickback on handle is reduced by two-stage design
- Safest choice for lever binders
- All load bearing fittings are forged
- Quenched and tempered
- Entire assembly is powder coated
- Hooks have 360° rotation



**TAKE THE DANGER OUT OF LEVER BINDERS WITH THIS RECOILLESS CAM-ACTION LEVER BINDER**

STOCK NUMBER	CHAIN SIZE	TAKE-UP	HANDLE LENGTH	WORKING LOAD LIMIT (LBS.)	PROOF LOAD LIMIT (LBS.)	WEIGHT/PIECE (LBS.)
LBNDR6600RECOIL	5/16" - 3/8"	4.5"	16"	6,600	13,200	10

## PREMIUM LEVER LOAD BINDERS

### COMPRESSION SPRING LEVER LOAD BINDER



- All load bearing fittings are forged
- Quenched and tempered
- Entire assembly is powder coated
- Hooks have 360° rotation
- Steel coil spring acts as a shock-absorber
- Great for rubber tired vehicle carriers

STOCK NUMBER	CHAIN SIZE	TAKE-UP	HANDLE LENGTH	WORKING LOAD LIMIT (LBS.)	PROOF LOAD LIMIT (LBS.)	WEIGHT/PIECE (LBS.)
LBNDR6600SPRING	5/16" - 3/8"	4.5"	16"	6,600	13,200	15
LBNDR9200SPRING	3/8" - 1/2"	4.5"	18"	9,200	18,400	19

### CLAW-CLAW LEVER LOAD BINDER



- Quenched and tempered
- Entire assembly is powder coated
- Both hooks rotate 360°
- All load bearing fittings are forged
- Claw hook is designed to cradle the entire link

STOCK NUMBER	CHAIN SIZE	TAKE-UP	HANDLE LENGTH	WORKING LOAD LIMIT (LBS.)	PROOF LOAD LIMIT (LBS.)	WEIGHT/PIECE (LBS.)
LBNDR6600CC	5/16" - 3/8"	4.5"	16"	6,600	13,200	11

# PREMIUM LEVER LOAD BINDERS

## LIGHT DUTY LEVER LOAD BINDER

- Steel formed wire “J” Hooks
- Forged handle
- Quenched and tempered
- Entire assembly is powder coated
- One hook rotates 360°



STOCK NUMBER	TAKE-UP	HANDLE LENGTH	WORKING LOAD LIMIT (LBS.)	PROOF LOAD LIMIT (LBS.)	WEIGHT/PIECE (LBS.)
LBNDRLIGHTDUTY	3"	9.5"	375	750	2

## WARNINGS & CAUTIONS

1. Lever binders are under tension and therefore, are inherently dangerous
2. Failure to use lever load binders properly may result in serious injury or death.
3. Keep body clear of handle while tensioning. It may recoil or whip rapidly. Use caution.
4. Never operate a load binder while standing on load.
5. It is the operators responsibility to follow all state and federal regulations governing the use of cargo securement.
6. Load binders must operate freely from any cargo. Contact with cargo can cause the load binder to become side loaded.
7. Keep these instructions nearby and share with all persons using load binders.
8. Warning: **DO NOT USE** a handle extender or “cheater pipe” of any kind.
9. Only one person is permitted to tension these load binders at a time. Do not have multiple people attempt to tension load binders.
10. When using lever binders, keep yourself out of the line of the handle or any chain on the handle.
11. Always consider the safety of yourself and your co-workers when using chains and load binders.

# GOLD TIP® CARGO CONTROL



## CARGO CONTROL STRAPS



### 1" POLYESTER RATCHET TIE-DOWNS

WITH S- OR J-HOOKS

SIZE	STOCK NUMBER	COLOR	END FITTING	WORKING LOAD LIMIT (LBS.)	WEIGHT/PIECE (LBS.)
1" x 8'	STRAP1X8	Yellow	Black Vinyl S-Hook	1,000	1.8
1" x 8'	STRAP1X8B	Black	Black Vinyl S-Hook	1,000	1.8
1" x 12'	STRAP1X12	Yellow	Black Vinyl S-Hook	1,000	2.0
1" x 15'	STRAP1X15	Yellow	Black Vinyl S-Hook	1,000	2.3
1" x 15'	STRAP1X15B	Black	Black Vinyl S-Hook	1,000	2.3
1" x 15'	STRAP1X15BLU	Blue	Black Vinyl S-Hook	1,000	2.3
1" x 15'	STRAP1X15J	Yellow	Yellow Zinc Wire J-Hook	1,000	2.3

Custom sizes available from our in-house sew shop.



### 2" YELLOW POLYESTER RATCHET TIE-DOWNS

WITH FLAT, CHAIN GRAB, OR J-HOOKS

SIZE	STOCK NUMBER	END FITTINGS	RATCHET	WORKING LOAD LIMIT (LBS.)	WEIGHT/PIECE (LBS.)
2" x 8'	STRAP2x8RJH	J-Hooks	Long/Wide Handle	3,335	4
2" x 15'	STRAP2x15RFH	Flat Hooks	Long/Wide Handle	3,335	5
2" x 15'	STRAP2x15RJH	J-Hooks	Long/Wide Handle	3,335	5
2" x 27'	STRAP2x27RFH	Flat Hooks	Long/Wide Handle	3,335	6
2" x 27'	STRAP2x27RJH	J-Hooks	Long/Wide Handle	3,335	6
2" x 27'	STRAP2x27RCG	Chain Grab Hooks	Long/Wide Handle	3,335	14
2" x 30'	STRAP2x30RFH	Flat Hooks	Long/Wide Handle	3,335	7
2" x 30'	STRAP2x30RJH	J-Hooks	Long/Wide Handle	3,335	7

## CARGO CONTROL STRAPS



### 3" YELLOW POLYESTER RATCHET TIE-DOWNS WITH FLAT OR J-HOOKS

SIZE	STOCK NUMBER	HOOKS	RATCHET	WORKING LOAD LIMIT (LBS.)	WEIGHT/PIECE (LBS.)
3" x 30'	STRAP3x30RFH	Flat Hooks	Long Handle	5,400	15
3" x 30'	STRAP3x30RJH	J-Hooks	Long Handle	5,400	15

Custom sizes available from our in-house sew shop.

### 4" YELLOW POLYESTER RATCHET TIE-DOWNS WITH FLAT, CHAIN GRAB, OR J-HOOKS

SIZE	STOCK NUMBER	HOOKS	RATCHET	WORKING LOAD LIMIT (LBS.)	WEIGHT/PIECE (LBS.)
4" x 30'	STRAP4x30RFH	Flat Hooks	Long Handle	6,600	19
4" x 30'	STRAP4x30RJH	J-Hooks	Long Handle	6,600	19
4" x 30'	STRAP4x30RCG	Chain Grab Hooks	Long Handle	6,600	22

Custom sizes available from our in-house sew shop.



### 2" & 4" YELLOW POLYESTER REPLACEMENT STRAPS WITH FLAT OR J-HOOKS

SIZE	STOCK NUMBER	HOOKS	WORKING LOAD LIMIT (LBS.)	WEIGHT/PIECE (LBS.)
2" x 30'	STRAPRS2x30FH	Flat Hooks	3,335	3
2" x 30'	STRAPRS2x30JH	J-Hooks	3,335	3
4" x 30'	STRAPRS4x30FH	Flat Hooks	6,600	6
4" x 30'	STRAPRS4x30JH	J-Hooks	6,600	6
4" x 30'	STRAPRS4x30CG	Chain Grab Hooks	6,600	11



### 18" CHAIN ANCHOR WITH PEAR LINK FOR 2" WEBBING

STOCK NUMBER	CHAIN	HOOK	WORKING LOAD LIMIT (LBS.)	BREAKING STRENGTH (LBS.)	WEIGHT/PIECE (LBS.)
Y3816	5/16" G70	5/16" G70	3,335	10,000	4



### 18" CHAIN ANCHOR WITH 3" DELTA RING FOR 3" OR 4" WEBBING

STOCK NUMBER	CHAIN	HOOK	WORKING LOAD LIMIT (LBS.)	BREAKING STRENGTH (LBS.)	WEIGHT/PIECE (LBS.)
Y3816A	3/8" G70	3/8" G70	5,000	15,000	4

Custom sizes available from our in-house sew shop.



## SECURE WINCH BINDERS

**Bolt-On Standard**



**Bolt-On Low Profile**



**Sliding Standard**



**Weld-On Standard**



**Weld-On Low Profile**



**Weld-On Deep Pocket**



STOCK NUMBER	DESCRIPTION	SIZE	LENGTH	WIDTH	HEIGHT	TRAILER MOUNT POSITION	WEIGHT/PIECE (LBS.)
TWBOSTD	4" Bolt-On	Standard	4 7/8"	5 5/16"	3 9/16"	Bottom	10
TWBOLP	4" Bolt-On	Low Profile	4 7/8"	4 5/16"	4"	Side	9
TWSLDSTD	4" Sliding	Standard	5"	5 1/2"	4"	Bottom	11
TWWOSTD	4" Weld-On	Standard	4 7/8"	5 5/16"	3 9/16"	Bottom	8
TWWOLP	4" Weld-On	Low Profile	4 7/8"	4 5/16"	4"	Bottom	7
TWWODEEP	4" Weld-On	Deep Pocket	5"	7"	4"	Bottom	11

## WINCH BARS



**STANDARD**



**COMBINATION**

### STANDARD WINCH BAR

STOCK NUMBER	FINISH	LENGTH	WEIGHT/PIECE (LBS.)
WBAR709BLACK	Painted Black	32"	5
WBAR709CHROME	Chrome Plated	32"	5

### COMBINATION WINCH BAR

STOCK NUMBER	FINISH	LENGTH	WEIGHT/PIECE (LBS.)
WBARCOMBOBLACK	Painted Black	35"	6
WBARCOMBOCHROME	Chrome Plated	35"	6

## TRAILER TIE-DOWN PARTS WELD-ON OR BOLT-ON

### WELD-ON OR BOLT-ON D-RING



- The rings come with weld-on mounting brackets
- Self colored
- Not suitable for overhead lifting

STOCK NUMBER	WORKING LOAD LIMIT (LBS.)	BREAKING STRENGTH (LBS.)	MATERIAL	WEIGHT / PIECE (LBS.)	DESCRIPTION
J-704B	3,000	12,000	C-1045	0.5	1/2" forged D-ring w/ bolt-on mounting bracket
J-704	3,000	12,000	C-1045	0.5	1/2" forged D-ring w/ weld-on mounting bracket
J-705	4,500	18,000	C-1045	0.7	5/8" forged D-ring w/ weld-on mounting bracket
J-706	6,625	26,500	C-1045	1.0	3/4" forged D-ring w/ weld-on mounting bracket
J-707	11,685	46,750	C-1045	1.3	1" forged D-ring w/ weld-on mounting bracket

*Welding is to be performed by a qualified welder using a qualified procedure in accordance with the American Welding Society.*

### WELD-ON CHAIN RETAINER



- Weld on design for easy chain attachment
- Self colored
- Not suitable for overhead lifting

STOCK NUMBER	WORKING LOAD LIMIT (LBS.)	BREAKING STRENGTH (LBS.)	WEIGHT/PIECE (LBS.)	DESCRIPTION
CR10000	2,500	10,000	0.5	Fits 1/4" - 5/16" chain
CR20000	5,000	20,000	1.3	Fits 5/16" - 3/8" chain

*Welding is to be performed by a qualified welder using a qualified procedure in accordance with the American Welding Society. This piece is a great weld on chain attachment device for dump truck tailgates and trailer safety chains.*

# GOLD TIP® CARGO CONTROL BINDER, TOWING & LIFTING CHAIN

## BINDER CHAINS

### GRADE 70 TRANSPORT BINDER CHAIN WITH GRAB HOOKS



- Every link has been proof tested to 2 times the working load
- Grade 70 transport chain is used when higher working loads or DOT regulations require stronger chain
- DOT compliant
- Not suitable for overhead lifting

SIZE	STOCK NUMBER	GRADE/FINISH	WORKING LOAD LIMIT (LBS.)	WEIGHT/PIECE (LBS.)	PIECES/DRUM
5/16" X 16'	G70BC312X16	Gr 70/Yellow Zinc	4,700	16	25
5/16" X 20'	G70BC312X20	Gr 70/Yellow Zinc	4,700	23	25
5/16" X 25'	G70BC312X25	Gr 70/Yellow Zinc	4,700	26	20
3/8" X 16'	G70BC375X16	Gr 70/Yellow Zinc	6,600	26	25
3/8" X 20'	G70BC375X20	Gr 70/Yellow Zinc	6,600	32	20
3/8" X 25'	G70BC375X25	Gr 70/Yellow Zinc	6,600	37	15
1/2" X 10'	G70BC500X10	Gr 70/Yellow Zinc	11,300	46	10
1/2" X 20'	G70BC500X20	Gr 70/Yellow Zinc	11,300	52	10
1/2" X 25'	G70BC500X25	Gr 70/Yellow Zinc	11,300	65	5

Custom lengths and hooks available upon request.

### GRADE 80 BINDER CHAINS WITH GRAB HOOKS



- Every link has been proof tested to 2 times the working load
- Grade 80 alloy chain is used when higher working loads or DOT regulations require stronger chain
- DOT compliant
- As pictured - for cargo control only

SIZE	STOCK NUMBER	GRADE/FINISH	WORKING LOAD LIMIT (LBS.)	WEIGHT/PIECE (LBS.)	PIECES/DRUM
5/16" X 16'	G80BC312X16	Gr 80/Black Lacquer	4,500	16	25
5/16" X 20'	G80BC312X20	Gr 80/Black Lacquer	4,500	23	25
5/16" X 25'	G80BC312X25	Gr 80/Black Lacquer	4,500	26	20
3/8" X 16'	G80BC375X16	Gr 80/Black Lacquer	7,100	26	25
3/8" X 20'	G80BC375X20	Gr 80/Black Lacquer	7,100	32	20
3/8" X 25'	G80BC375X25	Gr 80/Black Lacquer	7,100	37	15
1/2" X 10'	G80BC500X10	Gr 80/Black Lacquer	12,000	46	10
1/2" X 20'	G80BC500X20	Gr 80/Black Lacquer	12,000	52	10
1/2" X 25'	G80BC500X25	Gr 80/Black Lacquer	12,000	65	10

Custom lengths and hooks available upon request. Larger sizes available upon request.

**GOLD TIP<sup>®</sup>**  
**CARGO CONTROL CHAIN**

**G30 AND G43**

# GOLD TIP®

## BULK CARGO CONTROL CHAIN TOWING & TIE-DOWN CHAINS

### GRADE 70 BULK CARGO CONTROL CHAIN

- Every link has been proof tested to 2 times the working load
- Grade 70 transport chain is used when higher working loads or DOT regulations require stronger chain
- DOT compliant
- Not suitable for overhead lifting
- Yellow zinc finish



SIZE	STOCK NUMBER	FEET/DRUM	WORKING LOAD LIMIT (LBS.)	YELLOW ZINC WEIGHT/FOOT (LBS.)
1/4"	G70250	400', 800' drum	3,150	0.63
5/16"	G70312	275', 550' drum	4,700	0.93
3/8"	G70375	200', 400' drum	6,600	1.41
1/2"	G70500	100', 200' drum	11,300	2.4
5/8"	G70625	75', 150' drum	15,800	3.53
1/4"	G70250X133	133' pail	3,150	0.63
5/16"	G70312X92	92' pail	4,700	0.93
3/8"	G70375X66	66' pail	6,600	1.41
1/2"	G70500X33	33' pail	11,300	2.4

Custom lengths available upon request.

### GRADE 80 BULK ALLOY CHAIN

- Every link has been proof tested to 2 times the working load
- Grade 80 lifting chain is used when higher working loads or DOT regulations require stronger chain
- Grade 80 alloy chain is approved by OSHA for overhead lifting
- DOT compliant
- Black lacquer finish



SIZE	STOCK NUMBER	FEET/DRUM	WORKING LOAD LIMIT (LBS.)	BLACK LACQUER WEIGHT/FOOT (LBS.)
9/32"	G80281	400', 800'	3,500	0.8
5/16"	G80312	275', 550'	4,500	1.1
3/8"	G80375	200', 400'	7,100	1.5
1/2"	G80500	100', 200'	12,000	2.6
5/8"	G80625	75', 150'	18,100	3.6
3/4"	G80750	50', 100'	28,300	6.1
1"	G80100	By the foot	47,700	9.9
1 1/4"	G801250	By the foot	72,300	15.1

Custom lengths available upon request. Larger sizes available upon request.

# X100<sup>®</sup> GRADE 100 CHAIN & CHAIN SLINGS OVERHEAD LIFTING CHAINS

## X100 GRADE 100 CHAIN



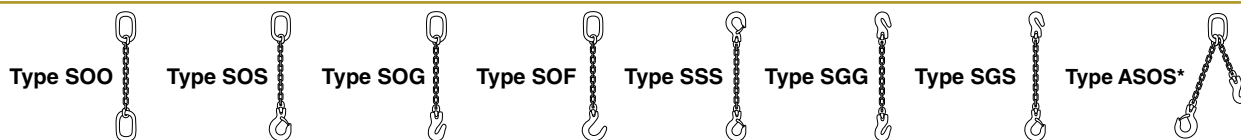
- Every link has been proof tested to 2 times the working load
- All X100 Grade 100 chain is made from 8620 alloy
- X100 Chain is approved by OSHA for cargo control and overhead lifting
- Blue cataphoresis finish

**BLUE CATAPHORESIS FINISH**

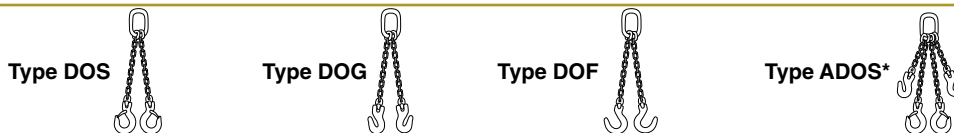
STOCK NUMBER	SIZE	MATERIAL DIAMETER	INSIDE WIDTH	INSIDE LENGTH	WORKING LOAD LIMIT (LBS.)	FEET/DRUM	WEIGHT/ FOOT (LBS.)
X100 281	9/32"	0.283"	.420"	0.85"	4,300	800'	.74
X100 312	5/16"	0.315"	.500"	1.04"	5,700	550'	.94
X100 375	3/8"	0.394"	.575"	1.26"	8,800	400'	1.48
X100 500	1/2"	0.512"	.768"	1.64"	15,000	200'	2.55
X100 625	5/8"	0.630"	.930"	2.00"	22,600	150'	3.83
X100 750	3/4"	0.750"	1.15"	2.50"	35,300	100'	6.21

## X100 GRADE 100 CHAIN SLINGS

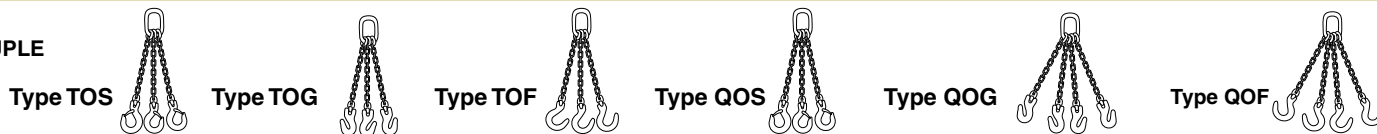
### SINGLE



### DOUBLE



### TRIPLE/ QUADRUPLE



**NOTE:**

<b>1ST LETTER INDICATES:</b>	<b>2ND LETTER INDICATES:</b>	<b>3RD LETTER INDICATES:</b>
S = Single	O = Oblong Link	O = Oblong Link
D = Double	S = Sling Hook	S = Sling Hook
T = Triple	G = Grab Hook	G = Grab Hook
Q = Quadruple	F = Foundry Hook	F = Foundry Hook

CHAIN SIZE	SINGLE SLING AT 90° ANGLE	DOUBLE SLING AT 60° ANGLE	DOUBLE SLING AT 45° ANGLE	DOUBLE SLING AT 30° ANGLE	TRIPLE/ QUADRUPLE AT 60° ANGLE	TRIPLE/ QUADRUPLE AT 45° ANGLE	TRIPLE/ QUADRUPLE AT 30° ANGLE	CHAIN SIZE
9/32"	4,300	7,400	6,100	4,300	11,200	9,100	6,400	9/32"
5/16"	5,700	9,900	8,100	5,700	14,800	12,100	8,500	5/16"
3/8"	8,800	15,200	12,400	8,800	22,900	18,700	13,200	3/8"
1/2"	15,000	26,000	21,200	15,000	39,000	31,800	22,500	1/2"
5/8"	22,600	39,100	32,000	22,600	58,700	47,900	33,900	5/8"
3/4"	35,300	61,100	49,900	35,300	91,700	74,900	53,000	3/4"

Capacities above are rated in pounds (lbs.)

# X100<sup>®</sup> CHAIN SLING CONFIGURATIONS

SGG



SSS



SGS



SOS



SOSA



SOO



SOG



DOS



DOG



DOSA



TOS



TOG



TOG

QOS



QOG



QOSA



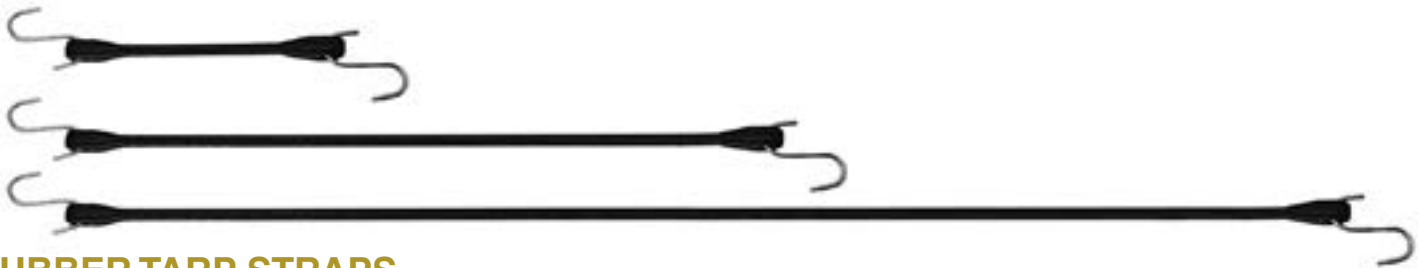
SELF LOCKING HOOKS AVAILABLE

# CORNER PROTECTORS, TARP STRAPS, CARGO BARS & HOLDERS



## CORNER PROTECTORS

STOCK NUMBER	DESCRIPTION	WEIGHT/PIECE (LBS.)
4CP	Plastic Corner Protector for 2", 3", and 4" webbing	0.4
2RP	Rubber Corner Protector for 2" webbing	0.5
4RP	Rubber Corner Protector for 3" and 4" webbing	1.2



## RUBBER TARP STRAPS

STOCK NUMBER	OVERALL LENGTH	STRAP LENGTH	S-HOOK DIAMETER	END FITTINGS
TARPSTRAP9	13"	9"	3/16"	S-Hook
TARPSTRAP15	19"	15"	3/16"	S-Hook
TARPSTRAP21	25"	21"	3/16"	S-Hook
TARPSTRAP31	35"	31"	3/16"	S-Hook
TARPSTRAP41	45"	41"	3/16"	S-Hook

Made with EPDM synthetic rubber. S-Hooks are electrogalvanized.



## CARGO BAR

STOCK NUMBER	DESCRIPTION	REACH MIN/MAX	TUBE DIAMETER	ELECTROGALVANIZED END FITTINGS
CBAR	Steel Cargo Bar	89" - 104"	1.5"	2" x 4" Rubber



## DECK BEAM

STOCK NUMBER	DESCRIPTION	REACH MIN/MAX	WEIGHT/PIECE (LBS.)
DB103A	Aluminum Deck/Shoring Beam	92" - 103"	17

## CARGO BAR HOLDER

STOCK NUMBER	DESCRIPTION	ELECTROGALVANIZED
CBARHOLDER	Two piece steel Cargo Bar Holder with rubber insert	









## WARNINGS, CAUTIONS, DEFINITIONS & INSPECTIONS



### Working Load Limit:

The Working Load Limit or Safe Working Load is the maximum load which should ever be applied to the product under any condition. The Working Load Limit is based on a load being uniformly applied in a straight line pull.

### Breaking Strength:

Do NOT use Breaking Strength for design or rating purposes. Use the Working Load Limit instead. Breaking Strength is an average figure at which samples have been found to break under laboratory conditions in straight line pulls with constantly increasing loads. Generally, that design factor is a 3:1 ratio. These conditions are rarely duplicated in actual use. The Breaking Strength applies to new and unused wire rod for Wire Rope, Aircraft Cable, and Chain.

### Proof Load:

The load a product can withstand during quality control test for the purpose of detecting defects and deformation in the material, usually twice the Working Load Limit.

### Matching Components:

All attachments used with chain and wire rope must be of suitable material, type and strength to provide adequate safety protection. Attachments should have Working Load Limits at least equal to the other components with which they are used.

### Inspection Warning:

No product can operate indefinitely at its rated capacity. Cable, wire rope, chain, and their attachments must be inspected regularly by a trained or qualified individual for visible damage, distortion, elongation, corrosion, cracks, nicks, or abrasion, which may cause failure or reduce the strength or ability of the product to perform safely.

### Shock Loads:

Loads which exceed the static load caused by a rapid change of movement, such as jerking, impacting, or swinging of load. Working Load Limits will not apply.

### Marking Requirements:

The US Customs law requires that the end user of imported products be informed of the country of origin. All imported products sold by Advantage Sales & Supply are marked accordingly. Re-sellers are responsible to relay this country of origin information to the end user.

### Warnings:

- No product can operate indefinitely at its rated capacity.
- Avoid shock loads and side loads.
- Keep out from under a raised load.
- Never exceed the Working Load Limit.
- Inspect your rigging and cargo control products regularly.

## TERMS & CONDITIONS

### Terms of Payment:

Standard terms are Net 30 days from date of invoice for approved credit accounts. C.O.D. or C.I.A. terms may be arranged without credit approval. All sales are final.

### Freight Policy:

A freight allowed policy will be arranged with each customer based on weight or order value. For orders that meet the full freight allowed terms, shipping will be arranged at the discretion of Advantage Sales & Supply. This will be based on established freight rates and shipping time. For shipments that are freight paid by the customer, a preferred carrier may be specified by the customer.

### Credit and Claims:

All claims for shortages, errors, defective merchandise, billing errors or price discrepancies, must be received within 5 days after receipt of goods. Once the adjustment has been agreed upon, a credit memo will be issued from the Billing Department. All material ordered becomes the property of the purchaser upon delivery to the carrier. Claims for short shipments or damaged goods should be made to the carrier immediately.

### Return of Merchandise:

No goods may be returned without written Return Merchandise Authorization. If the return is the result of a customer error, Advantage Sales & Supply will do its best to minimize any expense on the customer's account. Our standard restocking fee is 15% plus freight costs. Returns for credit are at the sole discretion of Advantage Sales & Supply.

### Prices:

Invoices will be based on the list prices or quoted prices prevailing at the time of shipment. Due to occasional cost fluctuations, please check with a salesperson concerning price levels.

### Warranty:

Advantage Sales & Supply warrants all products to be free from manufacturing defects. If a product is found to be defective after inspection by an authorized representative of Advantage Sales & Supply, the original purchase price will be refunded. Advantage Sales & Supply makes no other warranty of any other kind, expressed or implied. Seller expressly disclaims all other warranties, expressed or implied, including any warranty of merchantability and any warranty of fitness for a particular purpose.

# INDEX

## GOLD-TIP® RATCHET LOAD BINDERS

<b>GOLD-TIP®</b> Ratchet Load Binders .....	9-12, 20
<b>LOK-DOWN®</b> Ratchet Load Binders .....	13
<b>GOLD-TIP LITE®</b> Ratchet Load Binders .....	14-16
<b>GOLD-TIP LITE LOCKABLE®</b> Ratchet Load Binders .....	17
<b>BULLSEYE ENCLOSED®</b> Ratchet Load Binders .....	18-19
<b>BIG-FOOT®</b> Ratchet Load Binders .....	20
<b>BALER</b> Ratchet Load Binders.....	21
<b>COMPACTOR</b> Ratchet Load Binders .....	22
<b>LONG BARREL</b> Ratchet Load Binders .....	23
<b>SWIVEL</b> Ratchet Load Binders .....	24
<b>REMOVABLE HANDLE</b> Ratchet Load Binders.....	25
<b>“T” HANDLE</b> Ratchet Load Binders.....	26
<b>ECONOMY</b> Ratchet Load Binders .....	27

## GOLD-TIP® LEVER LOAD BINDERS

<b>LEVER TYPE</b> Lever Load Binders.....	29
<b>SAFETY RECOILLESS</b> Lever Load Binders.....	29
<b>COMPRESSION SPRING</b> Lever Load Binders .....	30
<b>CLAW-CLAW</b> Lever Load Binders.....	30
<b>LIGHT DUTY</b> Lever Load Binders .....	31

## GOLD-TIP® CARGO CONTROL

<b>1” Polyester</b> Ratchet Tie-Downs .....	33
<b>2” Yellow Polyester</b> Ratchet Tie-Downs .....	33
<b>3” Yellow Polyester</b> Ratchet Tie-Downs .....	34
<b>4” Yellow Polyester</b> Ratchet Tie-Downs .....	34
<b>2” &amp; 4” Polyester Replacement Straps</b> .....	34
<b>18” Chain Anchors</b> .....	34
<b>Winch Binders</b> .....	35
<b>Winch Bars</b> .....	35
<b>Weld-On or Bolt On D-Rings</b> .....	36
<b>Weld-On Chain Retainers</b> .....	36
<b>Grade 70 Binder Chains</b> .....	38
<b>Grade 80 Binder Chains</b> .....	38
<b>Grade 70 Bulk Towing &amp; Tie-Down Chains</b> .....	39
<b>Grade 80 Bulk Towing &amp; Tie-Down Chains</b> .....	39
<b>X100 Grade 100 Overhead Lifting Chain</b> .....	40
<b>X100 Grade 100 Chain Slings</b> .....	40-41
<b>Corner Protectors</b> .....	43
<b>Rubber Tarp Straps</b> .....	43
<b>Cargo Bars</b> .....	43
<b>Deck Beam</b> .....	43
<b>Cargo Bar Holders</b> .....	43

