


LEVER HOISTS & CHAIN FALLS

FROM  **ADVANTAGE**
SALES & SUPPLY CO., INC.



FEATURING




AUTHORIZED MASTER DISTRIBUTOR & REPAIR STATION

ADVANTAGE

SALES & SUPPLY CO., INC.



Repair, Testing & Recertification



AUTHORIZED MASTER DISTRIBUTOR & REPAIR STATION



Table of Contents

WARNINGS 4

MAGNA HOISTS.....5-8

ECONOMY HOISTS 9

BEAM TROLLEYS 10

BEAM CLAMPS 10



FROM



**AUTHORIZED MASTER DISTRIBUTOR
& REPAIR STATION**

PROUD MEMBERS:



Warnings

NOTICE

It is the responsibility of the owner/user to install, inspect, test, maintain, and operate these hoists in accordance with ASME B30.16, Safety Standard for Overhead Hoists. These general instructions deal with the normal installation, operation and maintenance situations encountered with the hoists described herein. The instructions should not be interpreted to anticipate every possible contingency or to anticipate the final system or configuration that uses these hoists. Read and observe the instructions stated in the manual furnished with equipment to be used with these hoists. These instructions include information for a variety of hoists. Therefore, all instructions and information may not apply to one specific hoist. Disregard those portions of the instructions that do not apply.

If the hoist owner/user requires additional information or if any information in these instructions is not clear, contact Magna lifting Products, Inc. or the distributor of the hoist. Do not install, inspect, test, maintain, or operate hoist unless this information is fully understood.

WARNING

This hoist should not be installed, operated, or maintained by any person who has not read all the contents of these instructions, and ASME B30.16. Safety Standard for Overhead Hoists. Failure to read and comply with these instructions or any of the warnings or limitations noted herein can result in serious bodily injury or death, and/or property damage.

Only trained and qualified personnel shall operate and maintain this equipment.

Equipment described herein is not designed for, and should not be used for lifting, supporting, or transporting humans.

User should not use this hoist in conjunction with other equipment unless necessary and/or required safety devices applicable to the system are installed by the user.

Modifications to upgrade, rerate or otherwise alter these hoists shall be authorized only by the original equipment manufacturer or qualified professional engineer.

PRIOR TO INSTALLATION

Check for damage during shipment. Place claim with carrier if any damage is discovered. DO NOT install or use a damaged hoist. Check and verify that structure or other equipment that will support the hoist has a rated load capacity equal to or greater than the rated load capacity of the hoist to be used.



Lever Hoists

1/4 Ton Lift Lever Hoist

STOCK NUMBER	DESCRIPTION	CAPACITY	WEIGHT
MLH02505	1/4 Ton, 5' Lift Lever Hoist	550 lbs.	5 lbs.
MLH02510	1/4 Ton, 10' Lift Lever Hoist	550 lbs.	6 lbs.

- Load tested to 150% of rated capacity
- Most economical, premium quality hoists on the market
- Custom lengths available
- Made in South Korea



3/4 Ton Lift Lever Hoist

STOCK NUMBER	DESCRIPTION	CAPACITY	WEIGHT
MLH07505	3/4 Ton, 5' Lift Lever Hoist	1,650 lbs.	16 lbs.
MLH07510	3/4 Ton, 10' Lift Lever Hoist	1,650 lbs.	19 lbs.
MLH07515	3/4 Ton, 15' Lift Lever Hoist	1,650 lbs.	22 lbs.
MLH07520	3/4 Ton, 20' Lift Lever Hoist	1,650 lbs.	25 lbs.

- Load tested to 150% of rated capacity
- Most economical, premium quality hoists on the market
- Custom lengths available
- Made in South Korea



1 1/2 Ton Lift Lever Hoist

STOCK NUMBER	DESCRIPTION	CAPACITY	WEIGHT
MLH15005	1 1/2 Ton, 5' Lift Lever Hoist	3,300 lbs.	22 lbs.
MLH15010	1 1/2 Ton, 10' Lift Lever Hoist	3,300 lbs.	26 lbs.
MLH15015	1 1/2 Ton, 15' Lift Lever Hoist	3,300 lbs.	30 lbs.
MLH15020	1 1/2 Ton, 20' Lift Lever Hoist	3,300 lbs.	34 lbs.

- Load tested to 150% of rated capacity
- Most economical, premium quality hoists on the market
- Custom lengths available
- Made in South Korea





Lever Hoists

3 Ton Lift Lever Hoist



STOCK NUMBER	DESCRIPTION	CAPACITY	WEIGHT
MLH30005	3 Ton, 5' Lift Lever Hoist	6,600 lbs.	36 lbs.
MLH30010	3 Ton, 10' Lift Lever Hoist	6,600 lbs.	42 lbs.
MLH30015	3 Ton, 15' Lift Lever Hoist	6,600 lbs.	48 lbs.
MLH30020	3 Ton, 20' Lift Lever Hoist	6,600 lbs.	54 lbs.

- Load tested to 150% of rated capacity
- Most economical, premium quality hoists on the market
- Custom lengths available
- Made in South Korea

6 Ton Lift Lever Hoist



STOCK NUMBER	DESCRIPTION	CAPACITY	WEIGHT
MLH60005	6 Ton, 5' Lift Lever Hoist	13,200 lbs.	60 lbs.
MLH60010	6 Ton, 10' Lift Lever Hoist	13,200 lbs.	72 lbs.
MLH60015	6 Ton, 15' Lift Lever Hoist	13,200 lbs.	84 lbs.
MLH60020	6 Ton, 20' Lift Lever Hoist	13,200 lbs.	96 lbs.

- Load tested to 150% of rated capacity
- Most economical, premium quality hoists on the market
- Custom lengths available
- Made in South Korea



Chain Hoists

1/2 Ton & 1 Ton Lift Chain Hoist

STOCK NUMBER	DESCRIPTION	CAPACITY	WEIGHT
MCH05010	1/2 Ton, 10' Lift Chain Hoist	1,100 lbs.	25 lbs.
MCH05015	1/2 Ton, 15' Lift Chain Hoist	1,100 lbs.	31 lbs.
MCH05020	1/2 Ton, 20' Lift Chain Hoist	1,100 lbs.	37 lbs.
MCH10010	1 Ton, 10' Lift Chain Hoist	2,200 lbs.	26 lbs.
MCH10015	1 Ton, 15' Lift Chain Hoist	2,200 lbs.	32 lbs.
MCH10020	1 Ton, 20' Lift Chain Hoist	2,200 lbs.	38 lbs.

- Load tested to 150% of rated capacity
- Most economical, premium quality hoists on the market
- Custom lengths available
- Made in South Korea



1 1/2 Ton Lift Chain Hoist

STOCK NUMBER	DESCRIPTION	CAPACITY	WEIGHT
MCH15010	1-1/2 Ton, 10' Lift Chain Hoist	3,300 lbs.	31 lbs.
MCH15015	1-1/2 Ton, 15' Lift Chain Hoist	3,300 lbs.	38 lbs.
MCH15020	1-1/2 Ton, 20' Lift Chain Hoist	3,300 lbs.	45 lbs.

- Load tested to 150% of rated capacity
- Most economical, premium quality hoists on the market
- Custom lengths available
- Made in South Korea



2 Ton Lift Chain Hoist

STOCK NUMBER	DESCRIPTION	CAPACITY	WEIGHT
MCH20010	2 Ton, 10' Lift Chain Hoist	4,400 lbs.	43 lbs.
MCH20015	2 Ton, 15' Lift Chain Hoist	4,400 lbs.	51 lbs.
MCH20020	2 Ton, 20' Lift Chain Hoist	4,400 lbs.	59 lbs.

- Load tested to 150% of rated capacity
- Most economical, premium quality hoists on the market
- Custom lengths available
- Made in South Korea





Chain Hoists



3 Ton Lift Chain Hoist

STOCK NUMBER	DESCRIPTION	CAPACITY	WEIGHT
MCH30010	3 Ton, 10' Lift Chain Hoist	6,600 lbs.	49 lbs.
MCH30015	3 Ton, 15' Lift Chain Hoist	6,600 lbs.	59 lbs.
MCH30020	3 Ton, 20' Lift Chain Hoist	6,600 lbs.	69 lbs.

- Load tested to 150% of rated capacity
- Most economical, premium quality hoists on the market
- Custom lengths available
- Made in South Korea



5 Ton Lift Chain Hoist

STOCK NUMBER	DESCRIPTION	CAPACITY	WEIGHT
MCH50010	5 Ton, 10' Lift Chain Hoist	11,000 lbs.	86 lbs.
MCH50015	5 Ton, 15' Lift Chain Hoist	11,000 lbs.	101 lbs.
MCH50020	5 Ton, 20' Lift Chain Hoist	11,000 lbs.	116 lbs.

- Load tested to 150% of rated capacity
- Most economical, premium quality hoists on the market
- Custom lengths available
- Made in South Korea



10 Ton Lift Chain Hoist

STOCK NUMBER	DESCRIPTION	CAPACITY	WEIGHT
MCH100010	10 Ton, 10' Lift Chain Hoist	22,000 lbs.	152 lbs.
MCH100015	10 Ton, 15' Lift Chain Hoist	22,000 lbs.	179 lbs.
MCH100020	10 Ton, 20' Lift Chain Hoist	22,000 lbs.	206 lbs.

- Load tested to 150% of rated capacity
- Most economical, premium quality hoists on the market
- Custom lengths available
- Made in South Korea



Economy Hoists

Lever Operated Chain Hoist

STOCK NUMBER	DESCRIPTION	CAPACITY	WEIGHT
LH250	1/4 Ton - 5' Lift	1/4 Ton	5 lbs.
LH250-10	1/4 Ton - 10' Lift	1/4 Ton	6 lbs.
LH750-5	3/4 Ton - 5' Lift	3/4 Ton	17 lbs.
LH750-10	3/4 Ton - 10' Lift	3/4 Ton	20 lbs.
LH750-15	3/4 Ton - 15' Lift	3/4 Ton	23 lbs.
LH750-20	3/4 Ton - 20' Lift	3/4 Ton	26 lbs.
LH1500-5	1 1/2 Ton - 5' Lift	1 1/2 Tons	21 lbs.
LH1500-10	1 1/2 Ton - 10' Lift	1 1/2 Tons	26 lbs.
LH1500-15	1 1/2 Ton - 15' Lift	1 1/2 Tons	31 lbs.
LH1500-20	1 1/2 Ton - 20' Lift	1 1/2 tons	36 lbs.
LH300-5	3 Ton - 5' Lift	3 Tons	46 lbs.
LH300-10	3 Ton - 10' Lift	3 Tons	54 lbs.
LH300-20	3 Ton - 20' Lift	3 Tons	62 lbs.
LH600-10	6 Ton - 10' Lift	6 Tons	83 lbs.
LH600-15	6 Ton - 15' Lift	6 Tons	98 lbs.
LH600-20	6 Ton - 20' Lift	6 Tons	106 lbs.



Chain Hand Hoist

STOCK NUMBER	DESCRIPTION	CAPACITY	WEIGHT
CHFALL1/2TON10	1/2 Ton - 10' Lift	1/2 Ton	18 lbs.
CHFALL1/2TON20	1/2 Ton - 20' Lift	1/2 Ton	20 lbs.
CHFALL1TON10	1 Ton - 10' Lift	1 Ton	26 lbs.
CHFALL1TON20	1 Ton - 20' Lift	1 Ton	34 lbs.
CHFALL2TON10	2 Ton - 10' Lift	2 Tons	39 lbs.
CHFALL2TON20	2 Ton - 20' Lift	2 Tons	56 lbs.
CHFALL3TON10	3 Ton - 10' Lift	3 Tons	62 lbs.
CHFALL3TON20	3 Ton - 20' Lift	3 Tons	86 lbs.
CHFALL5TON 10	5 Ton - 10' Lift	5 Tons	90 lbs.
CHFALL5TON20	5 Ton - 20' Lift	5 Tons	120 lbs.





Beam Trolleys Beam Clamps



Manual Trolley

STOCK NUMBER	DESCRIPTION	CAPACITY	WEIGHT
TROL05T	1/2 Ton Manual Trolley	1/2 Ton	17 lbs.
TROL1T	1 Ton Manual Trolley	1 Ton	26 lbs.
TROL2T	2 Ton Manual Trolley	2 Tons	44 lbs.
TROL3T	3 Ton Manual Trolley	3 Tons	68 lbs.
TROL5T	5 Ton Manual Trolley	5 Tons	106 lbs.



Geared Trolley

STOCK NUMBER	DESCRIPTION	CAPACITY	WEIGHT
GTROL1T	1 Ton Geared Trolley	1 Ton	37 lbs.
GTROL2T	2 Ton Geared Trolley	2 Tons	56 lbs.
GTROL3T	3 Ton Geared Trolley	3 Tons	79 lbs.
GTROL5T	5 Ton Geared Trolley	5 Tons	117 lbs.
GTROL10T	10 Ton Geared Trolley	10 Tons	172 lbs.



Beam Clamp

STOCK NUMBER	DESCRIPTION	CAPACITY	WEIGHT
BEAM1TON	1 Ton Beam Clamp	1 Ton	9 lbs.
BEAM2TON	2 Ton Beam Clamp	2 Tons	11 lbs.
BEAM3TON	3 Ton Beam Clamp	3 Tons	22 lbs.
BEAM5TON	5 Ton Beam Clamp	5 Tons	26 lbs.
BEAM10TON	10 Ton Beam Clamp	10 Tons	37 lbs.

X100™

GRADE 100 CHAIN & HARDWARE




GOLD TIP™

PREMIUM CARGO CONTROL



ADVANT-EDGE™

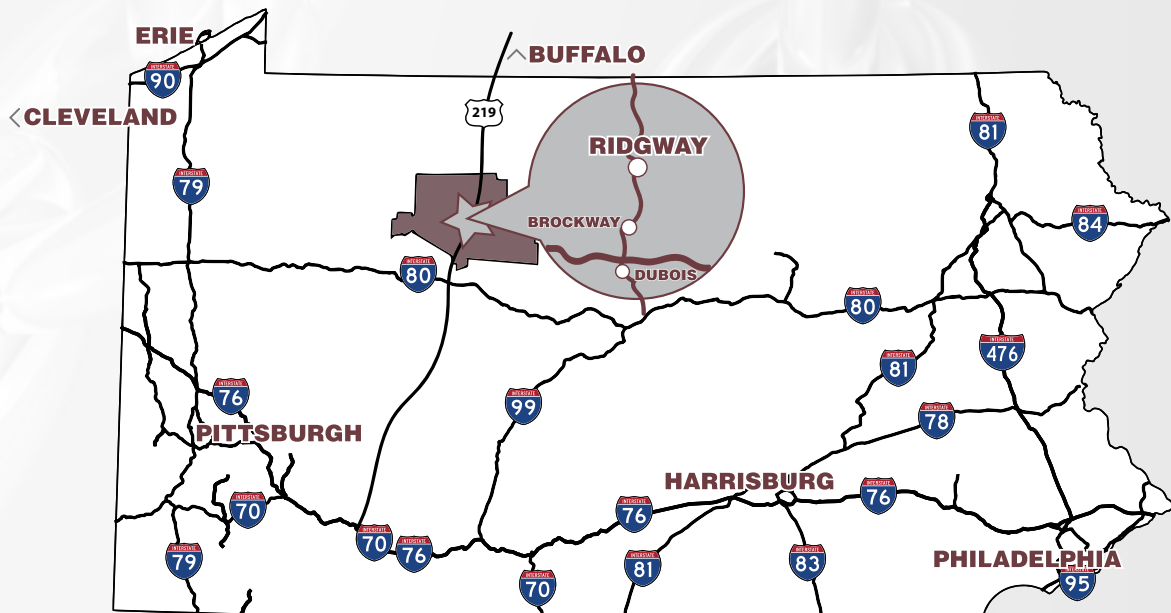
EDGE PROTECTED SYNTHETIC SLINGS





LEVER HOISTS & CHAIN FALLS

FEATURING



ADVANTAGE SALES & SUPPLY, INC.

99 Servidea Drive
Ridgway, PA 15853

PHONE: (814) 772-4766

FAX: (814) 772-4767

TOLL FREE: 800-216-2183

www.advantagesales.biz

AUTHORIZED MASTER DISTRIBUTOR & REPAIR STATION